



2020

Nebraska State Revolving Fund

**Clean Water & Drinking Water Intended Use Plan
State Fiscal Year 2020**

NEBRASKA

DEPT. OF ENVIRONMENTAL QUALITY

&

DEPT. OF HEALTH AND HUMAN SERVICES

Reviewed by the
Environmental Quality Council
on June 20, 2019



THIS PAGE IS LEFT INTENTIONALLY BLANK.

TABLE OF CONTENTS

FOREWORD4
 WATER WASTEWATER ADVISORY COMMITTEE4
 PUBLIC REVIEW, PARTICIPATION, AND COMMENTS4

SECTION I - CLEAN WATER STATE REVOLVING FUND (CWSRF) 5

INTRODUCTION 5

HIGHLIGHTS AND WHAT'S NEW FOR FY 2020 5

I. CWSRF SOURCES AND USES OF FUNDS 7

II. LONG-TERM AND SHORT-TERM GOAL STATEMENTS FOR THE CWSRF PROGRAM 8
 A. LONG-TERM GOALS 9
 B. SHORT-TERM GOALS 9

III. METHODS AND CRITERIA FOR DISTRIBUTION OF FUNDS 10
 A. PROJECT PRIORITY PLANNING LIST PREPARATION 10
 B. IDENTIFY POTENTIAL SRF PROJECTS 10
 C. DEVELOP CWSRF CAPITALIZATION GRANT PAYMENT SCHEDULE 11
 CWSRF Capitalization Grant Payment Schedule 11
 D. BYPASS DATE & CHANGES TO FUNDING LIST 11

IV. ADDITIONAL INFORMATION AND REQUIREMENTS 12
 A. ADMINISTRATIVE FEES 12
 CWSRF Banked Authority 12
 B. CWSRF MARKET LOAN RATE 13
 C. TERMS 14
 D. REFINANCING 14
 E. WATER QUALITY PLANNING 14
 F. EMERGENCY LOAN ASSISTANCE 14
 G. AMENDMENTS TO THE IUP 15
 H. DELINQUENT PAYMENT PENALTY AND PENALTY INTEREST 15
 I. AUDITS AND REPORTING, EPA AND ENVIRONMENTAL REQUIREMENTS 15
 J. TRANSFERRING AUTHORITY OF FUNDS BETWEEN THE CWSRF AND DWSRF 17

V. CWSRF GRANTS 17
 A. PROJECT PLANNING ACTIVITIES AND REPORT GRANT 17
 B. SMALL TOWN GRANT 17
 C. EMERGENCY GRANT 18
 D. LOAN FORGIVENESS 18

E. GREEN PROJECT RESERVE	18
VI. LEVERAGED OR POOLED BOND ISSUES	19
VII. SOURCE WATER PROTECTION AREA AND WATER METER PROJECTS	19
VIII. LINKED DEPOSIT PROGRAM.....	19
CWSRF PRIORITY FUNDING LIST	21
CWSRF GREEN PROJECT RESERVE FUNDING LIST	24
SECTION II - DRINKING WATER STATE REVOLVING FUND (DWSRF)	25
INTRODUCTION	25
HIGHLIGHTS AND WHAT'S NEW FOR FY 2020.....	25
I. DWSRF SOURCES AND USES OF FUNDS	26
II. LONG-TERM AND SHORT-TERM GOAL STATEMENTS FOR THE DWSRF PROGRAM	30
A. LONG-TERM GOALS.....	30
B. SHORT-TERM GOALS.....	30
III. METHODS AND CRITERIA FOR DISTRIBUTION OF FUNDS.....	31
A. SET-ASIDE UTILIZATION	31
B. IDENTIFY PRIORITY PROJECTS.....	31
C. IDENTIFY HOW FUNDS WILL BE ALLOCATED.....	31
D. DEVELOP DWSRF PAYMENT SCHEDULE FOR STATE CAPITALIZATION GRANT	32
DWSRF CAPITALIZATION GRANT PAYMENT SCHEDULE.....	32
E. DEVELOP DISBURSEMENT (OUTLAY) SCHEDULE FOR DWSRF PROGRAM PROJECTS	32
F. BYPASS DATE & CHANGES TO PROJECT LIST	32
IV. ADDITIONAL INFORMATION AND REQUIREMENTS	33
A. ADMINISTRATIVE FEES	33
B. DWSRF MARKET LOAN RATES	34
C. TERMS	34
D. FINANCIAL STATUS OF DWSRF	34
E. EMERGENCY LOAN ASSISTANCE.....	35
F. AMENDMENTS TO THE IUP	35
G. AUDIT AND REPORTING, EPA AND ENVIRONMENTAL REQUIREMENTS	35
H. DISADVANTAGED COMMUNITY	36
V. DWSRF GRANTS.....	37
A. PWS SECURITY GRANTS	37
B. PLANNING GRANTS.....	37

C. SOURCE WATER PROTECTION GRANTS PROGRAM..... .38

DWSRF RANKED PROJECTS PRIORITY FUNDING LIST39

LAND ACQUISITION SOURCE WATER PROTECTION PROJECT PRIORITY LIST41

APPENDICES

APPENDIX A1 - CWSRF PROJECT PRIORITY RANKING SYSTEM..... .42

APPENDIX A2 - DWSRF PROJECT PRIORITY RANKING SYSTEM47

APPENDIX B1 - CWSRF PROJECT PRIORITY PLANNING LIST - ALPHABETICAL ORDER52

APPENDIX B1-a - CWSRF LIST OF NEBRASKA COMMUNITIES, NRDs, SIDs, and COUNTIES80

APPENDIX B2 -DWSRF PROJECT PRIORITY PLANNING LIST - ALPHABETICAL ORDER87

APPENDIX C - CWSRF & DWSRF INTEREST RATE AND ADMINISTRATIVE FEES SYSTEM105

APPENDIX D - RESIDENTIAL SEWER BASE RATES SUBMITTED WITH 2015 CW NEEDS SURVEY..... .107

APPENDIX E - CWSRF SMALL TOWN GRANT ALLOCATION DETERMINATION PROCEDURES... .111

FIGURE E1 - SMALL TOWN MATCHING GRANT..... .112

FIGURE E2 - SMALL TOWN GRANT ELIGIBILITY COMPUTATION..... .112

APPENDIX F - CWSRF & DWSRF FORGIVENESS ALLOCATION DETERMINATION PROCEDURES113

FIGURE F1 - CWSRF FORGIVENESS BENEFIT114

FIGURE F2 - DWSRF FORGIVENESS BENEFIT115

APPENDIX G - WATER WASTEWATER ADVISORY COMMITTEE..... .116

WATER/WASTEWATER COMMON PRE-APPLICATION PROCESS AND APPLICATION117

FACILITY PLAN OR PRELIMINARY ENGINEERING REPORT GUIDE..... .119

DETAILED OUTLINE OF AN ELECTRONIC PRELIMINARY ENGINEERING REPORT..... .120

**APPENDIX H – GENERAL REQUIREMENTS FOR ELIGIBLE FINANCIAL INSTITUTIONS
FOR THE LINKED DEPOSIT PROGRAM** .128

APPENDIX I – SRF CASH FLOW MODEL130

FOREWORD

The Intended Use Plan (IUP) for the Clean Water State Revolving Fund (CWSRF) was developed through the resources of the Nebraska Department of Environmental Quality (NDEQ), and the IUP for the Drinking Water State Revolving Fund (DWSRF) was developed by NDEQ and the Nebraska Department of Health and Human Services, Division of Public Health (NDHHS-DPH). Statements of project need, cost projections, and timing of loan activities were developed based on NDEQ's experience with projects and procedures under the Clean Water State Revolving Loan Fund, and from needs information provided by NDHHS-DPH for the Drinking Water State Revolving Fund (DWSRF). In addition, NDEQ and NDHHS-DPH held preliminary discussions with potential SRF loan recipients for the purposes of projecting the activities and financial needs of State Fiscal Year (SFY) 2020 and the future. The detailed project scope, timing, and cost will be developed during individual loan agreement negotiations. This IUP will continue in effect from year to year until replaced by Environmental Quality Council (EQC) approval action on the succeeding IUP. Please note that when referring to the CWSRF, "Department" means the NDEQ and when referring to the DWSRF, "Department" means the NDHHS-DPH.

Water Wastewater Advisory Committee

The NDEQ participates in the Water Wastewater Advisory Committee (WWAC) loan and grant pre-application screening process. WWAC participants include the NDHHS-DPH representing the DWSRF program, the U.S. Department of Agriculture-Rural Development (USDA – RD) for their water and wastewater grant and loan programs, the Nebraska Department of Economic Development (NDED) for the Community Development Block Grant (CDBG) program, and NDEQ for the CWSRF programs. Representatives from the staff of each agency meet monthly on an informal basis to discuss the progress of jointly funded projects and to identify the best options available for funding a new project. The WWAC reviews the project pre-application then advises the applicant which assistance provider(s) can best meet the project funding need. The common pre-application form and guidance are included in Appendix G. Project owners may also contact the individual agencies directly without going to the WWAC. It is important to note that the NDED relies on the ranking systems in this IUP as their initial step for determining the eligibility of a community for their grants.

Public Review, Participation, and Comments

The IUP and State Project Priority Planning Lists are subject to public review and comment in accordance with federal statute 40 CFR Part 35. The Department held a public hearing regarding the IUP and state Priority Lists at the regularly scheduled EQC meeting on June 20, 2019, in North Platte, Nebraska to receive public input and Council approval. The draft IUP, which includes the Project Priority Lists, was made available to the public 30 days prior to the hearing. A summary of the Department's responses to public comment and any public hearing testimony will be prepared and submitted to the EPA Region VII Administrator, along with the IUP and Priority Lists.

SECTION I

CLEAN WATER STATE REVOLVING FUND (CWSRF)

INTRODUCTION

The CWSRF was created to provide low cost financing for construction of publicly owned wastewater treatment works and nonpoint source control systems. For more information on eligibility please refer to NDEQ's Title 131, *Rules and Regulations for the Wastewater Treatment Facilities and Drinking Water Construction Assistance Programs*.

Title VI of the federal Clean Water Act (CWA) requires the State to propose an annual plan setting forth the manner in which the State intends to use the money available in the Clean Water State Revolving Fund (CWSRF). This document is the State of Nebraska's SFY 2020 CWSRF Intended Use Plan (IUP) covering the time period of July 1, 2019 through June 30, 2020. Title VI also requires that projects funded by the CWSRF be listed on the Project Priority Planning List. A priority system and the Project Priority Planning List are prepared in accordance with Title II, Section 216 of the federal CWA. The Project Priority Planning List and priority system are included with this IUP for approval action by the Environmental Quality Council (EQC). Potential CWSRF projects are selected from the Project Priority Planning List for funding. This IUP is an integral part of the cycle of events carried out annually in administering the CWSRF program. The IUP serves as a basis for developing new capitalization grant payment schedules with the U.S. Environmental Protection Agency (EPA) Region VII Administrator. In addition, the IUP serves as a basis for assessing the State's performance in administering the CWSRF program. This document can be compared to the CWSRF Annual Report for a complete picture of what was planned versus what was accomplished over the year. Assurances and certifications contained in the Operating Agreement established between the NDEQ and the U.S. EPA Region VII are incorporated in this IUP by reference.

HIGHLIGHTS AND WHAT'S NEW FOR SFY 2020:

- § The Federal budget that was passed as of February 15, 2019. The final allotments for the Federal Fiscal Year (FFY) 2019 CWSRF Capitalization Grant for Nebraska is \$8,109,000. This is approximately \$149,273 more than last year's allocation.
- § Pursuant to Nebraska Executive Order 17-04, "Regulatory Reform", affixed on July 6, 2017, the NDEQ and DHHS have drafted an amendment proposal to Title 131 – RULES AND REGULATIONS FOR THE WASTEWATER TREATMENT FACILITIES AND DRINKING WATER CONSTRUCTION ASSISTANCE PROGRAMS. The amendment proposal was presented to and approved by the EQC on April 3, 2019. With the approval of the EQC, the proposal will be sent to the Governor for authorization. If not approved by the Governor by the time this IUP is presented and approved by the EQC, it is anticipated that the effective date for the new Title 131 changes will occur near the end of SFY 2019 or early SFY 2020.
 - Majority of changes made to the Title were to remove duplicative and redundant language (language that exists already in either State Statute or Federal Regulations) so many of the proposed changes will not have any affect. However, there are two general changes with the amendments that will have an impact on the SRF program.
 - § For DWSRF, the floor of 2% interest for DWSRF loans will be removed, thereby allowing the DWSRF to provide loans at lower than 2% interest.
 - § Specific language for eligibilities will be removed from Title regulations thus making more projects eligible to be funded. SRF must still comply and provide funding for eligible projects defined in the Clean Water Act, Safe Drinking Water Act, and State Statutes.
- § LB307 (SFY 2019 – 106th Legislature), a Legislative Bill that proposed amending SRF statutes to be consistent with federal laws that allow states additional flexibility to administer the Wastewater Treatment Facilities Construction Loan Fund and the Drinking Water Facilities Loan Fund, was approved by the Governor on March 12, 2019. This statute contains language that allow the cross-

collateralization and fund transfer to occur between the Wastewater Treatment Facilities Construction Loan Fund and the Drinking Water Facilities Loan Fund.

- § Construction Loan interest rates for CWSRF will be set similar to last year's rates:
 - For loans with terms of 20 years or less:
 - § Annual interest rate will be 1.5%.
 - § Projects with qualifying Green Project Reserve (GPR) components may receive up to a 0.25% reduction in annual interest.
 - For loans with terms greater than 20 years:
 - § Annual interest rate will be determined based upon Assessing Wastewater Infrastructure Needs (AWIN) Risk score.
 - Loans made to municipalities with a medium or high AWIN Risk score, or are considered to be under financial hardship by the Department, will receive an annual interest rate of 1.5%.
 - Loans made to municipalities with a low AWIN Risk score will receive an annual interest rate of 2.00%.
 - Municipalities who do not meet the AWIN eligibility criteria may submit a financial hardship report to the Department for additional consideration.
 - Projects with qualifying GPR components may receive up to a 0.25% reduction in annual interest.
- § Planning and Design Loans will be available to municipalities to encourage pro-active planning efforts. Planning and Design Loans will have an interest rate of 0%, with a 0.5% administrative fee, and a 5 year term.
- § Subsidy assistance:
 - Project Planning Activities and Report Grants may be allocated up to \$100,000. The maximum Project Planning Activities and Report Grant amount to any individual entity is \$20,000.
 - Small Town Grant debt service payment requirement will remain at \$10 and the reduction in loan payments per month per household from the grant must be at least one dollar. The maximum Small Town Grant for an individual community is \$250,000.
 - The 2019 Capitalization Grant from EPA requires 10% of the grant to be subsidy/forgiveness. This year subsidies will be capped at \$150,000 and/or a maximum of 50% of project cost, whichever is lower.
 - NDEQ would like to ensure that projects which introduce noteworthy innovations in technology that advances the wastewater and nonpoint source profession are recognized and supported. An additional subsidy may be available for these potential innovations. Examples include projects that explore and elevate the water quality and wastewater treatment standard and challenge the current mindset. This subsidy will be known as the New and Innovative Technology Grant (NIT Grant), and projects will adhere to eligibility requirements and regulations as other SRF grant program.
- § The program continues to implement the Northbridge loan and grant tracking software purchased with the Program Activities set-aside funds from both CWSRF and DWSRF. Northbridge and NDEQ are currently in the process of developing an online accessible program for LGTS. This will allow agency staff to access and obtain project information from LGTS while away from central offices.
- § The State Median Household Income (MHI), that is determined from the American Community Survey five-year estimate (2012-2016), has increased from \$52,400 to \$54,384.

I. CWSRF SOURCES AND USES OF FUNDS

The CWSRF has been created from a series of EPA Capitalization Grants and a required 20% State match provided through State general fund appropriations, Nebraska Investment Finance Authority (NIFA) public offered bond issues or private placements, and administrative fees. Match funding will be accomplished through bond funds for the FFY 2019 Capitalization Grant and is planned for July 2019, and the match for the FFY 2020 Capitalization Grant is planned for the July 2020 time period. Sources and uses of funds for the program two year planning period discussed in this IUP are summarized in the following table. See Appendix H: SRF Cash Flow Model for more information.

CWSRF SOURCES AND USES OF FUNDS

SOURCES OF FUNDS	
Cash & Unexpended prior grants	77,974,622
2019 Cap Grant	8,109,000
2019 State Match (Bond)	1,621,800
Estimated 2020 Cap Grant	8,192,000
Estimated 2020 State Match (Bond)	1,638,400
Loan Repayment SFY 2019	10,209,835
Loan Repayment SFY 2020	17,406,909
Loan Repayment SFY 2021	17,797,965
2-year Projected Interest	3,850,000
TOTAL	\$ 146,800,531
USES OF FUNDS	
Bond Payment 2019 + 2%	1,672,800
2020 Engineering Admin	250,000
2021 Engineering Admin	200,000
Current Loan Obligation	19,934,598
Green Project Reserve Funding	1,735,000
Funding List	56,651,010
Planning List	66,357,123
TOTAL	\$ 146,800,531

⁽¹⁾ The greater of 1% or \$100,000 was withheld from the State grant allocation and awarded separately for 604(b) water quality planning. Estimates are from the FFY 2019 President's Budget.

NDEQ intends to assist as many projects from the SFY 2020 Clean Water SRF Funding List as possible. Green Projects are included on the alphabetical listing in Appendix B1. Section III, Methods and Criteria for Distribution of Funds, contains additional discussion on the CWSRF project selection procedure.

SOURCES AND USES OF ADMINISTRATION FUNDS

March 31, 2019 Estimate

SOURCES OF FUNDS	
Cash balance	2,407,930
Admin fee remaining SFY 2019	826,213
Admin Fee SFY 2020	1,662,546
Admin Fee SFY 2021	1,561,841
2-year projected interest	100,000
Total	\$ 6,558,530
Uses of Funds	
2019 State Match Cash	1,800
2020 State Match Cash	3,400
Program Admin SFY 2019	174,450
Program Admin SFY 2020	1,125,259
Program Admin SFY 2021	1,125,259
SFY 2020 Small Town Grant / Planning	665,018
SFY 2021 Small Town Grant/ Planning	624,736
Total	\$ 3,719,922

II. LONG-TERM AND SHORT-TERM GOAL STATEMENTS FOR THE CWSRF PROGRAM

The federal CWA requires that the CWSRF fund balance be available in perpetuity to provide financial assistance to Nebraska municipalities for future pollution control needs. Nebraska's CWSRF program began in 1989 with an initial federal capitalization grant of \$4,773,100. Since that time, Nebraska has received 31 federal capitalization grants totaling \$232,434,124 (including the estimated FFY2019 grant). Nebraska is required to provide a 20% match for the federal capitalization grants. This has been done with a combination of \$300,000 general funds provided by the Legislature the first year, \$655,000 the second year, and with the proceeds of 19 NIFA bond issues. As of March 31, 2019, these combined funds, along with project loan repayment funds and interest earnings, have been used to make 304 loans to hundreds of Nebraska communities across the state. The CWSRF fund has grown to a net asset level of \$310 million with a \$591.3 million in loans made to Nebraska communities.

A. Long-Term Goals

1. Manage the Nebraska Clean Water State Revolving Fund (CWSRF) Program to fund projects which protect and improve the public health of the citizens of the state.
2. Protect and enhance Nebraska's water resources, the environment, and human health by providing affordable funding for eligible clean water projects.
3. Attend workshops/conferences and meet with municipalities, consultants and other stakeholders to promote the CWSRF program to the public as well as identify potential CWSRF projects and obtain stakeholder input regarding modifications or enhancements to the CWSRF program.
4. Encourage the incorporation of green infrastructure concepts and energy recovery, production, and conservation in CWSRF funded projects through adjusted interest rates and grant opportunities.
5. Request annual EPA capitalization grants and provide state match in a timely manner.
6. Annually prioritize potential CWSRF projects in Nebraska according to the greatest chronic public health and environmental health concerns being addressed and their readiness to proceed with construction and implementation. Allocate available CWSRF funds to projects in a timely manner.
7. Pursue the development of a mechanism to evaluate and prioritize the most appropriate, affordable, and holistic, state, regional, and/or watershed-based solutions that address both point and nonpoint source water pollution problems.
8. Continue working with the U.S. Department of Agriculture-Rural Development and the Department of Economic Development Community Development Block Grant programs to provide affordable financing for municipal pollution prevention and control projects.

B. Short -Term Goals

1. Strive for the identification, assessment of, and increased participation by all potentially eligible CWSRF entities during the next development cycle through the submittal of needs surveys and through outreach efforts.
2. Provide compliance assistance to CWSRF current borrowers through means of various project meetings and on-site inspections.
3. Update and maintain all publications and resources related to CWSRF NAC Title 131 changes.
4. Contract with a financial advisor to review the SRF program's financing aspects to ensure the program's future growth needs.
5. Promote and identify projects that qualify for Green Project Reserve Funding.
6. Target available loan funds to high priority needs in order to encourage construction of the highest impact water quality and/or human health improvement projects.
7. Pursue public and private sector partnership by assisting in collaboration between municipalities and industry.

III. METHODS AND CRITERIA FOR DISTRIBUTION OF FUNDS

Nebraska's proposed distribution of available funds is determined by use of the following steps:

1. Prepare the CWSRF Project Priority Planning List in accordance with Title II Section 216 of the CWA;
2. Use the CWSRF Project Priority Planning List to identify the potential CWSRF projects for placement on the CWSRF Funding List;
3. Develop the CWSRF Capitalization Grant Payment Schedule which will provide resources for making timely binding commitments to the projects selected for CWSRF assistance;
4. Provide for a process to add projects to the CWSRF Project Priority Funding List and to bypass projects on the Funding List; and
5. Fund CWSRF Projects by disbursing 100% of match funds prior to withdrawing federal capitalization funds.

A. Project Priority Planning List Preparation

The NDEQ CWSRF Program sends out an annual needs survey to municipalities and consulting engineers to identify projects eligible for funding under Title II Section 212 of the federal CWA and eligible nonpoint source pollution projects. For SFY 2020, the NDEQ received 336 Needs Surveys and carried forward seven projects from prior years for a total of \$808 million in needs. This is compared to last year's (SFY 2019) where 325 Needs Surveys were received and a \$760 million needs were identified.

Projects identified during the needs survey process are ranked in accordance with the priority ranking system (Appendix A1) and placed on the Project Planning List (Appendix B1). Projects from SFY 2019 Project Priority Planning List that are identified internally by NDEQ staff to still be in need are also ranked and included on the Project Priority Planning List. Priority ranking is completed in April. Projects submitted during the IUP public notice period may be added to the Planning List in the IUP hearing by action of the EQC. All survey submissions received after the due date of December 31 will be ranked with zero points; however, projects may still be eligible for funding after the bypass dates.

B. Identify Potential SRF Projects

Willingness of a community to participate in the CWSRF program and readiness to proceed are important considerations for funding; therefore, the Funding List of the potential CWSRF projects is not identical to the ranking order of the Project Priority Planning List. The potential CWSRF projects anticipated for funding in the SFY 2020 IUP are shown on the CWSRF Funding List. All other projects included in Appendix B1 are considered on the Project Priority Planning List. This includes potential CWSRF projects with lower priority or projects that may not be ready to proceed until later in the year.

From FFY 2010 through FFY 2014, federal funding required that a portion of the grant be used for additional subsidization and another portion be used for green infrastructure projects. The June 10, 2014 federal CWSRF amendments changed the additional subsidization requirements. It indicated that states may provide additional subsidization from 0% to 30% based on the amount of total capitalization grant appropriations for all states. However, the FFY 2019 grant still required that 10% of the grant be used for additional subsidization or \$819,500. The FFY 2019 federal funding also required no less than 10%, or \$819,500 of the grant funds to be used for green infrastructure projects. These requirements are further described in Section V.D and V.E. A separate Green Project Reserve Funding List shows projects that may qualify as green. The CWSRF Sources and Uses of Funds table identifies funding based on FFY 2019 Capitalization Grant and anticipated funding in FFY 2020. The planning portion of these lists is sized to obligate anticipated FFY 2020 funding if provided before the next IUP cycle.

Allocation of funds among potential CWSRF projects is a three-step process:

1. Potential CWSRF project sponsors are identified and contacted to determine project timing and level of interest in SRF funding. Those communities expressing a serious interest in proceeding under the SFY 2020 program are then asked to provide information regarding specific project scope, project timing, and funding needs, and are then tentatively listed for funding;
2. The sources and uses for the program funds are identified. The available funds are allocated to potential SRF projects for the Funding List until full allocation is reached. Potential CWSRF projects that are not quite ready to proceed, or of lower priority, are placed on the Project Priority Planning List. Similarly, projects identified as green projects are placed on the Green Project Reserve Funding List; and
3. The Intended Use Plan that includes the Project Priority Planning List is placed on public notice, then submitted to, and approved by, the Environmental Quality Council in a public hearing process.

C. Develop CWSRF Capitalization Grant Payment Schedule

In order to prepare a payment schedule for receiving capitalization grant funds from EPA, binding commitment projections were made (i.e. signed loan contracts). The information in the CWSRF IUP Funding List was used to determine the payment amounts. The following table shows the estimated EPA CWSRF Capitalization Grant Payment Schedule.

CWSRF CAPITALIZATION GRANT PAYMENT SCHEDULE

Program Funding Year	SFY 2020 1Q	SFY 2020 2Q	SFY 2020 3Q	SFY 2020 4Q	SFY 2021 1Q	SFY 2021 2Q
Cap Grant Year	FFY 2019 4Q	FFY 2020 1Q	FFY 2020 2Q	FFY 2020 3Q	FFY 2020 4Q	FFY 2021 1Q
EPA FFY 2019	\$8,109,000					
EPA FFY 2020					\$8,192,000	
State Match	\$1,621,800				\$1,638,400	

D. Bypass Date and Changes to Funding List

The NDEQ shall employ two bypass dates for funding of projects. Following the approval of the SFY 2020 IUP by the EQC, the CWSRF will use October 1 as the Primary Bypass Date to help obligate available funds for treatment work projects. Projects on the CWSRF Funding List will have priority funding reserved until the October 1 bypass date. After the October 1 bypass date, NDEQ will provide financial assistance, subject to availability of funds, to the highest priority projects that are ready to proceed from the Funding List, the Planning List, or any entity identified in this IUP that are treatment work projects.

For all non-treatment work projects that are not listed on the CWSRF Funding List, not considered to be an emergency, and currently not considered “in progress” via issuance of an environmental review by Categorical Exclusion (CatEx) or Finding of No Significant Impact (FNSI) prior to July 1, 2019, the NDEQ will not provide financial assistance before the Secondary Bypass Date of January 1, 2020. After January 1, 2020, the NDEQ will provide financial assistance, subject to availability of funds, to the highest priority projects that are ready to proceed from the Funding List, Planning List, or any entity identified in this IUP. Environmental or Public Health emergency projects may not be held to the bypass dates.

The interagency Water and Wastewater Advisory Committee (WWAC) reviews common pre-applications for water and wastewater infrastructure funding once a month. This committee discusses funding options for projects, providing grant and loan funds from various funding agencies such as the United States Department of Agriculture's Rural Development program (USDA-RD) and the Nebraska Department of Economic Development's (NDED) Community Development Block Grant program (CDBG), as well as NDEQ's Clean Water State Revolving Loan Fund. The USDA and NDED provide funding to communities with the highest priorities, many of which are included on the CWSRF Funding List. The highest priority projects that are ready-to-proceed will be considered for funding prior to the bypass dates when funding commitments are made by these other agencies to projects on the Funding List, when a project on the Funding List indicates that they do not plan to proceed, or when additional funds become available for allocation to projects.

Projects that have been issued a FNSI or CATEX, but will not be able to close a loan prior to the end of SFY 2019, will be considered "in progress". Projects in progress in SFY 2019 will be able to close loans prior to the October 1 and January 1 bypass dates, under the terms noted in the SFY 2019 IUP (except interest rate) unless the SFY 2020 funding list or bypass criteria provide better financing alternatives before that date.

As authorized by Nebraska Revised State Statute §81-15,153, the Director may suspend the provisions of the IUP and prioritize available funds to meet critical public health and environmental needs resulting from a natural or manmade disaster requiring the activation of the State Emergency Operations Plan, or to meet the requirements of funds that are available to the program unexpectedly.

Nebraska, like much of the United States, has wastewater infrastructure needs related to aging pipes, failing and inefficient treatment plants, and/or increased energy costs. Two-thirds of Nebraska's communities are losing population while seeing the existing population increase in age, making them less capable of handling the expense of large wastewater treatment projects. New water quality discharge requirements, such as lower ammonia limits, have put even more pressure on Nebraska's small systems to update their systems. Today, many of the wastewater projects being planned and built make use of newer technology which could reduce operation and maintenance costs and/or energy needs, especially for small systems. With these facts in mind, Appendix B1-a is included in the IUP; it lists communities that may still have undocumented needs. Being included in this IUP and on this list does not mean the community will need, seek out, or receive funding from the CWSRF; but it does recognize the community's possible future needs.

IV. ADDITIONAL INFORMATION AND REQUIREMENTS

A. Administrative Fees

An annual fee of up to 1% is charged against the outstanding principal on construction loans, and 0.5% for planning loans, to meet the long term administrative costs of the CWSRF program. A reduction of up to 0.25% in fees may be applied on new loans with borrowers who have previously borrowed and have fully repaid SRF loans. A reduction of up to 0.5% in fees may be applied on new loans with borrowers that have current outstanding SRF loan balances. If a project is atypical, the Director may choose to not allow a reduced administration fee. These fees are not included in the loan principal. The Director may waive this fee during construction, except on projects that only receive interim financing during construction. Fees collected in addition to principal and interest, which are not deposited as loan repayments, are considered "income received by the grantee" or "program income."

Administrative fees can be used to accomplish the long-term and short-term goals of the CWSRF program and for other eligible water quality related purposes. In addition, the fee on a loan made from leveraged bond proceeds may be set to reflect the cost of issuing bonds and management of the leveraged loan portfolio. Fees will be assessed on a semi-annual basis and billed at the same time invoices for principal and interest are mailed.

The June 10, 2014 Federal Water Pollution Control Act amendments allow for additional options in determining the amount of administration funds that can be utilized from the capitalization grant. The maximum annual amount of CWSRF funds (not including any fees collected that are placed in the fund) that may be used to cover reasonable costs of administering the fund is the greatest of the following:

1. \$400,000; or
2. 0.2% of the current valuation of the fund which currently would be equal to \$620,199, according to the net position stated in the most current audit; or
3. An amount equal to 4% of all grant awards received by the State CWSRF less any amounts used in previous years to cover administrative expenses, which would total \$2,126,839.

For SFY 2020, the program will allocate \$250,000 for activities that include: program costs for NDEQ for day-to-day program management activities, other costs associated with debt issuance, financial management, consulting, engineering, and support services necessary to provide a complete program. Administrative costs are mostly paid out of the program's administration fee cash fund for the year, with the exception of some engineering costs. In addition, the program has implemented Northbridge loan and grant tracking software that was purchased with the administration funds from both CWSRF and DWSRF. Further work on the software is planned for the SFY 2020 and will continued to be paid from these administration funds. The contract was let through EPA.

B. CWSRF Market Loan Rate

The CWSRF market loan rate determination procedure is described in the CWSRF program regulations (Title 131 – *Rules and Regulations for the Wastewater Treatment Facilities and Drinking Water Construction Assistance Programs*) and is based on the cost of obtaining money for the Fund and on public finance market rates. The CWSRF market rate will be set at 1.5% for construction loans. Planning loans will have a 0% interest rate.

With the approval of LB737 by the Governor on February 24, 2016 during the Nebraska 104th Legislature (2015-2016), the CWSRF is now able to provide financing for loans with a maximum term limit of 30 years. The primary intent of extending term loans from 20 to 30 years is to assist disadvantaged communities that may experience financial hardships in financing their wastewater infrastructure needs. The NDEQ has developed the policy found below for establishing various interest rates for loans exceeding 20 years based upon communities' AWIN scores and ranking.

The following is the market loan rates for the SFY 2020:

- For loans with terms of 20 years or less:
 - The annual interest rate will be 1.5%.
 - Projects which incorporate eligible Green Project Reserve (GPR) components may receive a deduction of up to 0.25% annual interest rate depending upon the percentage of project that is GPR eligible.
 - § Funded projects that are entirely GPR eligible will have an annual market interest rate of 1.25%.
- For loans with terms greater than 20 years:
 - Eligible borrowers with a medium or high AWIN Sustainability Risk score, or are considered to be under financial hardship by the Department, will have an annual interest rate of 1.5%.
 - Eligible borrowers with a low AWIN Sustainability Risk score will have an annual interest rate of 2.0%
 - § Municipalities who do not meet the AWIN eligibility criteria may submit a financial hardship report to the Department for additional consideration.
- Projects which incorporate eligible Green Project Reserve (GPR) components may receive a deduction of up to 0.25% annual interest rate depending upon the percentage of project that is GPR eligible.
- The market rate for Planning Loans will be set at 0% for the SFY 2020 IUP.

As an effort to continue to create jobs and generate new businesses, NDEQ may offer incentives for economic development through reduced interest rates, up to a quarter percent. The Director may adjust the market rate of interest in response to changing public finance market conditions. The actual interest rate charged on each loan will be determined under the procedures described in Appendix C.

C. Terms

The term limit of all financial assistance will be established by the NDEQ and borrower in accordance with federal and state regulations, up to a maximum of 30 years, and cannot exceed the expected life of the project. Planning Loans will have a term up to a maximum of 5 years.

Repayment of loans will generally be based on a level payment amortization schedule with full amortization within the allowed maximum term of the initiation of operation. Loan recipients may request stepped payments or terms less than the maximum allowable term limit. Loan recipients may make payments early and in excess of their payment schedule. No prepayment is allowed within the first five years of the loan if the loan recipient has received Forgiveness and/or a Small Town Grant. Principal and interest schedules will be adjusted accordingly. For any project that receives a term greater than 20 years, no prepayment is allowed within the first five years of project completion.

D. Refinancing

Refinancing allows wastewater treatment works debt, including previous SRF loans, to be refinanced if the debt was incurred after March 7, 1985. Wastewater treatment works debt that was not previously financed by SRF must have followed all of the SRF requirements at the time it was constructed. For example, Davis-Bacon requirements do not apply to refinancing of projects that had completed construction prior to October 30, 2009. Refinancing will be allowed for all communities who have a medium or high AWIN sustainability risk factor. Municipalities who do not meet the AWIN eligibility criteria may submit a financial hardship report to the Department for additional consideration justifying the forgiveness requested. The refinanced interest rate and administration fee will be at the current rates identified in this IUP. Refinanced projects will not be eligible for Loan Forgiveness or Small Town Grants and may only refinance once every five years. The term length will not exceed the maximum eligible term from the initiation of operation and there must be at least five years of payment left to refinance a loan.

E. Water Quality Planning

Section 604(b) of the CWA provides for \$100,000 or 1% of the CWSRF allotment, whichever is greater, to be used to carry out water quality management planning under Sections 205(j) and 303(e) of the CWA. Section 604(b) funds are provided through a grant application process separate from the CWSRF capitalization grant process. The CWA Amendments of 1987 amend Section 205(j)(3) and direct the State to consider allocating up to 40% of the allotment to regional public comprehensive planning organizations and appropriate interstate organizations unless the Governor, with approval of the EPA Regional Administrator, agrees that less than 40% should be allocated.

The NDEQ has notified appropriate organizations of the pass-through provision. The Department received no applications from appropriate organizations for water quality planning. The 205(j)(1) funds will be used for water quality planning on a statewide basis by the department. The Governor has submitted a proposal to the EPA Region VII Administrator for allocation of these resources.

F. Emergency Loan Assistance

The Department will consider applications for emergency loan assistance in the case of catastrophic failure of existing facilities and Public Water Systems, causing an environmental or public health threat, or for unforeseen threats of contamination to the source water supply in accordance with Title 131. The NDEQ

may provide funding for emergency projects at any time, subject to availability of funds and aside from the adopted Funding and Planning Lists. Such financing shall not be used for routine maintenance of facilities.

For emergency assistance, eligible recipients will notify the Department and DHHS of the need for emergency assistance. The notification must include the nature of the threat or failure, potential environmental or public health threat of the emergency, and a complete description of the proposed remedial action.

G. Amendments to the IUP

Amendments to the IUP may be adopted by the EQC after a public notice and comment period.

NDEQ may vary from the IUP without additional public participation when/if:

- § It is determined to be minor; or
- § It is in line with the bypass provisions; or
- § An emergency assistance need is realized; or
- § Unanticipated additional funds become available for loans and grants, such as through a stimulus program focused on improving water infrastructure.

Any changes such as these may be reported in the Annual Report to EPA.

H. Delinquent Payment Penalty and Penalty Interest

Payments may be considered delinquent if not received within 15 days of the due date and will be assessed with a 5 percent administrative penalty. Penalty interest will accrue at the rate of 1 percent per month of the amount of such delinquent payment from and after the due date until it is paid.

I. Audits and Reporting, EPA, and Environmental Requirements

Nebraska’s CWSRF program is committed to transparency and accountability. To that end, program information noted in Intended Use Plans, Annual Reports, and other program materials are available upon request or through NDEQ’s website (<http://deq.ne.gov>). Project milestones and information are reported to EPA through the Project Cost and Benefits Reporting database (CBR) and the Clean Water SRF National Information Management System (NIMS). CWSRF Projects will be funded by disbursing 100% of state match funds prior to withdrawing federal capitalization funds. An independent audit of the program is conducted annually by the State Auditor of Public Accounts office. Finally, all projects with estimated costs of \$25,000 or greater that receive federal funds are subject to reporting under the Federal Funding Accountability and Transparency Act (FFATA). Beginning with the FFY 2011 Capitalization Grant, FFATA ensures that the public can access information on all recipients through <https://www.usaspending.gov> .

All potential CWSRF funded projects receiving loans from funds directly made available by capitalization grants and identified as Clean Water Section 212 projects must comply with the federal “cross-cutting” provisions (federal laws and authorities that apply by their own terms in federal financial assistance programs). The June 10, 2014 CWA amendments added an Architectural and Engineering procurement requirement beginning October 1, 2014. Architectural and Engineering Services, as defined in the amendments and guidance, include feasibility studies, preliminary engineering, design, engineering, mapping, surveying, and construction management. If federal funds are utilized for projects that do not have Architectural and Engineering contracts or Architectural and Engineering contracts funded by the CWSRF, then no action is required beyond reporting this in the IUP and Annual Report.

Federal cross cutting authorities, FFATA, Architectural and Engineering procurement, signage, and sub-recipient monitoring requirements associated with the receipt of more than \$750,000 in federal funds from any source during the fiscal year may be assigned to several projects where an equivalent amount of the capitalization grant is disbursed. The following have been targeted for the receipt of federal funds and therefore, potential sub-recipient monitoring: Aurora, Fairbury, Oshkosh, and Raymond.

A National Environmental Policy Act (NEPA)-like environmental review process has also become a requirement of all loans that are considered treatment works with the June 2014 CW amendments. The review will be conducted in accordance with 40 CFR 35.3140(b)(1) through (5) to ensure compliance with the CWA, Section 511(c)(1). The process culminates in the issuance of a FNSI or a CATEX for each potential CWSRF project prior to closing on loan contract documents. The FNSI and CATEX serve as the SRF's commitment to fund a project with current loan terms; however, the funding commitment may expire one year after the document is issued unless a longer time frame is identified. Additionally, the FNSI or CATEX expire five years after the date of issuance as in accordance with NEPA.

A continuing EPA requirement to address Environmental Results under EPA Assistance Agreements will be met by the inclusion of a summary or copy of this information in the Annual Report.

All CWSRF projects are required to comply with the Civil Rights Act of 1994 and related anti-discrimination laws. The FFY 2010 appropriation required that CWSRF loans contain provisions that all laborers and mechanics working for contractors and sub-contractors be paid at the prevailing wage rates, commonly referred to as Davis-Bacon wage determinations. The June 2014 CWA amendments codified the Davis-Bacon wage determination beginning October 1, 2014. It requires the application of Davis-Bacon prevailing wage rates to all wastewater treatment work projects funded in whole or in part by the CWSRF. Davis-Bacon applies to construction contracts over \$2,000 and their subcontractors (regardless of subcontract amount). To ensure compliance with these requirements, NDEQ will verify that the correct wage determinations are being included in the bid specifications and/or construction contracts. NDEQ will also provide assistance recipients with the specific EPA Davis-Bacon contract language that is to be included in bid specifications and/or contracts and forms for the recipient to document compliance with the Davis-Bacon provisions based upon a review of weekly payrolls.

Davis-Bacon requirements do not apply to refinancing of projects that have completed construction prior to October 30, 2009. Davis-Bacon requirements only apply to projects that are considered treatment works and therefore will not apply to projects that are not defined as a treatment work.

The Consolidated Appropriations Act of 2014 (Public Law 113-76) included an "American Iron and Steel (AIS)" requirement that required the CWSRF assistance recipients to use iron and steel products that were produced in the United States for projects for the construction, alteration, maintenance, or repair of a public water system or treatment works if the project was funded through an assistance agreement executed beginning January 17, 2014, through October 1, 2014. The June 10, 2014 CW amendments have now codified the American Iron and Steel requirement. American Iron and Steel only applies to projects that are considered wastewater treatment works.

The June 2014 CW amendments also included an Architectural and Engineering procurement (described above), Fiscal Sustainability Plan, Cost and Effectiveness analysis, and a requirement to establish an Affordability Criteria. Fiscal Sustainability Plans apply to the repair, replacement, and/or expansion of a treatment work project whose application was received on or after October 1, 2014. A Fiscal Sustainability Plan describes how a wastewater treatment facility owner will fund the creation, acquisition, operation, maintenance, rehabilitation and disposal of assets to meet an owner's established level of service with the least overall cost from startup, operation, and end of life. The plans must include energy and water efficiency improvements. The Cost and Effectiveness analysis applies to all eligible recipients who submit an application on or after October 1, 2015. A Cost and Effectiveness analysis evaluates the design approaches that meet an owner's performance requirements while maximizing the potential for water and energy efficiency to the extent practicable. The Affordability Criteria had to be established by September 30, 2015 to assist in identifying municipalities that would experience a significant hardship raising revenue necessary to finance a project. The criteria must include income, unemployment data, population trends, and other data determined relevant by the Department. The criteria and procedures are described in Appendix F.

J. Transferring Authority of funds between the CWSRF and DWSRF

Section 302 of the of the Safe Drinking Water Act Amendments of 1996 authorized the transfer of funds between the Drinking Water State Revolving Fund and the Clean Water State Revolving Fund. The rules governing the transfer of funds limit the dollar amount a state can transfer to no more than 33% (thirty-three) of a Drinking Water SRF capitalization grant. As funding is available and as needs arise, the Department can transfer loan funds with the approval of the EQC in accordance with Section II, Part I. DWSRF SOURCES AND USES OF FUNDS of this IUP. Transfers between the two funds may enhance the lending capacity of one or both state revolving funds. Nebraska Revised State Statutes §71-5318 and §81-15,153 provide Nebraska's legal authority to implement this transfer of funds and, with the approval of this IUP, the Department reserves the right to make such transfers between the programs for SFY 2020.

To date, there have been no transfers of funds between the CWSRF and DWSRF.

V. CWSRF GRANTS

A. Project Planning Activities and Report Grant

The Department is reserving \$100,000 from the Administration Cash Fund for Project Planning Activities and Report (PPAR) grants and other financial assistance under this section during SFY 2019. Additional funds may be provided dependent on availability of funds and demand for planning assistance.

PPAR grants may be provided to municipalities with populations of 10,000 or fewer inhabitants which demonstrate serious financial hardship. Municipalities must indicate on the annual CW Needs Survey that a Facility Plan, Preliminary Engineering Report, or Study is desired and the wastewater treatment facility project must be identified on the CWSRF Project Priority Planning List in Appendix B1. Municipalities must also not have received a PPAR grant in the previous five years. After July 1, the Department will inform municipalities if they are eligible for PPAR grants. PPAR grants may be provided for up to 90% of the eligible project cost. The Department will limit the maximum amount of PPAR grant funds to \$20,000 per project. If more grant applications are received than the amount of funds available, the grants will be awarded to the communities with the highest Needs Survey priority points. Any unused funds may be used for emergency grant purposes.

The Department may also provide financial assistance through a PPAR grant for projects to investigate low-cost options for achieving compliance with the CWA, to encourage wastewater reuse, and conducting other studies for the purpose of enhancing the ability of communities to meet the requirements of the CWA. The Department is not providing any funds for this activity during SFY 2019; however, municipalities may submit proposals to the Department for funding consideration under a future IUP.

B. Small Town Grant

Small Town Grants are made concurrent with loans to qualifying communities of 10,000 population or fewer and are subject to availability of funds. The total of Project Planning Activities and Report Grant and Small Town Grant must not exceed 40% of the previous year's administrative fee receipts. The Department will limit the maximum amount of small town grants to \$250,000 per project. Projects are prioritized based on type of project and financial hardship. The Small Town Grant program allocation procedure is further described in Appendix E. A portion of the funds reserved for Small Town Grants may be used for Project Planning Activities and Report Grants provided under paragraph A, Section V above if planning demand is high and Small Town Grant money is available.

C. Emergency Grant

The Department has authority to provide Emergency Grant funding from the Administration Cash Fund. The Department will consider applications for emergency grants, subject to availability of funds, to an eligible borrower with a wastewater treatment works which has been damaged or destroyed by natural disaster or other unanticipated actions or circumstances. Such grants will not be used for routine maintenance of facilities.

The eligible borrower shall notify the Department of the need for emergency assistance by completing and submitting a report which: 1) Describes the type of emergency; 2) Provides a complete description of the proposed remedial action; and 3) Includes the estimated cost for the proposed remedial action.

The Department may consider financial capability of an eligible borrower in authorizing an emergency grant. A grant or a grant and loan combination may be offered. The loan portion of the grant and loan combination will be subject to the administrative requirements for other loans governed by Title 131, State Statute, and Federal Regulations.

D. Loan Forgiveness

Federal CWSRF regulations specify a state may provide additional subsidization in a fiscal year if the total amount appropriated for making capitalization grants to all states exceeds \$1 billion. States may then use up to 30% of the total amount received in their capitalization grant for additional subsidization. If in a fiscal year the amount appropriated for making capitalization grants to all states exceeds \$1 billion by a percentage that is less than 30%, then the percentage above \$1 billion should be used in place of 30%. However, the FFY 2019 grant condition states that 10% of the capitalization grant must be used for additional subsidization. The Department chooses to provide additional subsidization in the form of loan forgiveness up to a maximum of \$150,000 per project. The Department will reserve up to \$819,500 (10% of the capitalization grant) for forgiveness to be used for additional subsidization. The Department's power and authority to distribute the additional subsidization is an existing authority under the Nebraska Environmental Protection Act, Nebraska Revised Statute §81-1504(4) and the Wastewater Treatment Facilities Construction Assistance Act, Nebraska Revised Statute §81-15,150. Together, these statutes allow the Department to accept and expend federal grants for projects described in these references.

Federal regulations also require states to develop affordability criteria to assist in identifying applicants that would have difficulty financing projects without additional subsidization. The criteria must be based on income, unemployment data, population trends, and other data determined relevant by the State. The CWSRF may provide this subsidization in the form of loan forgiveness to qualifying communities that meet the requirements described in Appendix F. Loan recipients who receive loan forgiveness will not be required to repay on the portion that is considered forgiven and the loan contract will provide further details on the terms and conditions. At the time of the loan closing, all current Intended Use Plan conditions are in effect and past IUP conditions are not available to the loan recipient.

E. Green Project Reserve (GPR)

EPA has required or encouraged states to fund "green" projects. Typically, green infrastructure projects include water or energy savings or efficiency measures, storm water management, or other innovative concepts to save water or energy. Green infrastructure projects for possible funding include the following: Scotia, Taylor, and Verdigre. Should the above mentioned projects fail to proceed or qualify as green infrastructure, the Department will make a continued effort to solicit additional qualifying projects. Every effort will be made to fund the required 10% reserve amount during this IUP cycle. Projects containing eligible GPR will receive up to a 0.25% reduction in interest to help encourage incorporation of green infrastructure.

VI. LEVERAGED OR POOLED BOND ISSUES

Many communities are anticipating large capital expenditures associated with combined sewer separation, storm sewer, interceptor sewers, wastewater treatment plant upgrades, and nonpoint source control projects in SFY 2020 and beyond. Many of these projects are listed in the Intended Use Plan. In order to have the ability to meet the anticipated needs, the Department proposes to have the ability to borrow funds through NIFA bond issues by leveraging the existing Clean Water State Revolving Loan Fund. The CWSRF fund has about \$310 million in net assets, and has a \$5.4 million annual revenue stream capable of supporting or securing leveraged bond issues, in addition to repaying the required 20% match bonds issued by NIFA. The Department is required to obtain EQC authorization prior to NIFA issuance of any leveraged bonds.

Leveraged bonds may be issued for any municipality or group of municipalities with eligible needs that meet program requirements but are otherwise unable to obtain CWSRF loans due to availability of funds or their position on the priority list. Each leveraged bond issue will be designed as a self-supporting issue. The loan or loans made out of the proceeds from a leveraged bond issue will be designed to support that issue. The revenue from all of the other loans in the program may be used as a credit enhancement or supplemental pledge to improve the bond rating and lower interest rates on the leveraged bonds.

The interest rate charged to communities included in the leveraged pool will be based on the interest rate of the leveraged bonds. Also, the cost of issuance, as well as the cost of administration, will be considered in assessing administrative fees on these loans.

The Department has been considering leveraging and reserves the right to leverage in SFY 2020.

VII. SOURCE WATER PROTECTION AREA and WATER METER PROJECTS

Projects associated with Source Water Protection areas are qualified for funding under nonpoint source eligibilities in the Clean Water State Revolving Loan Program and may be on the CWSRF priority list. In addition, the list of projects for Source Water Protection areas, which may be funded through the Source Water Protection set-aside under the Drinking Water State Revolving Fund (DWSRF) Program, is provided in Section II. Source Water Protection area projects which are listed in Section II need not be listed on the CWSRF priority list to be eligible for funding. The CWSRF will consider funding Source Water protection area projects from DWSRF Section II of this document after the CWSRF January 1 bypass date, and subject to availability of funding.

The DWSRF program in the past has funded drinking water meter projects out of the DWSRF Green Project Reserve. Water meter projects are also an eligible item under the CWSRF, and several have been funded, incidental to larger CWSRF funded projects. The CWSRF program will consider funding water meter projects at the request of NDHHS-DPH from CWSRF Green Project Reserve funds after the CWSRF bypass date of October 1, dependent on the availability of funds. Forgiveness funding for those water meter projects, if available, will be offered under the same conditions provided by the DWSRF, which is set at a 20% forgiveness ceiling level.

VIII. LINKED DEPOSIT PROGRAM

This program is available to public or private entities for the construction, rehabilitation, and enhancement of eligible nonpoint source control systems. The CWSRF will partner with eligible lending institutions that will provide low interest loans to borrowers. Under a linked deposit loan program, the State agrees to deposit funds into an account with the eligible lending institution and the lending institution agrees to provide a loan to a borrower at a reduced interest rate below common market rates. No more than \$2,000,000 shall be used for the Linked Deposit Program, if funded in SFY 2020. The \$2,000,000 is not part of any set-aside;

thereby if these funds are available they may also be used for CWSRF loans. The type of nonpoint source control system projects include:

1. Onsite Wastewater Projects – Projects for onsite wastewater and private septic systems. This can include new onsite systems or the repair/replacement of an existing one.
2. Local Water Protection Projects – Projects include best management practices for nutrient control and other practices that have an environmental benefit.
3. Livestock Water Quality Facilities Projects – Projects include assisting livestock producers with manure management plans, structures, equipment, and more. Eligible borrowers include facilities not requiring a National Pollutant Discharge Elimination System (NPDES) permit. Linked Deposit funds cannot be used for a project that would turn a non-NPDES permitted facility into a permit required facility.

A listing of general requirements for the Linked Deposit Program, including establishing a Linked Deposit Lender Agreement have been added into this IUP under Appendix H – General Requirements for the Linked Deposit Program.

2020 CWSRF PROJECT PRIORITY FUNDING LIST

Priority Points	Community	ACS 2012-2016 Est. MHI	NPDES ID#	US Census 2010 Est. POP	Project Description(s)	Project Est. Cost	SRF Est. Funding
104	Aurora	\$58,567	NE1131810	4,479	Sewer main relocation 16th Street and G Street \$400,000; Sanitary sewer force main 1st Street and Adams Street to WWTF \$500,000; WWTF site irrigation by reuse water (green project) \$100,000; Sewer main ext. Northridge Sub further development \$500,000; Sewer main ext. WWTF south to Power Park Development via R Road \$1,500,000; Sewer Main Ext. Green Way sub south to Power Park Development \$1,000,000; Existing Lift Station Repair/Rehabilitation \$1,000,000; Sewer Main Ext. Streeter's 1st and 2nd additions expansion \$300,000; Lift Station construction South 16th Street Development \$500,000; Sewer Main Ext. Craig Road \$200,000; Sewer Main Ext. Jennifer Road \$100,000; Sewer main ext. Terrie Road and Glenn Road \$200,000; Sewer main ext. Matson West Sub further development \$350,000; Jennifer Road paving including storm sewer \$400,000; 1st Street to north of Bridge Paving including storm sewer \$1,500,000; Terrie Road paving including storm sewer \$400,000; 9th Street North to Terrie Road paving including storm sewer \$500,000; Sewer main ext. West Industrial Site, Hwy. 34 and O Road South and east to WWTF \$3,800,000, South interceptor sanitary sewer main to WWTF \$2,400,000	\$15,650,000	\$2,300,000
135	Fairbury	\$38,125	NE0024384	3,942	Influent pump station improvement \$370,000; New grit removal \$230,000; Pre-aeration building \$35,000; Primary clarifier rehab \$160,000; Primary effluent manhole valve replacement \$20,000; Aeration basin additions \$740,000; Additional blowers \$170,000; Final clarifier rehab \$170,000; New final clarifier \$340,000; Rework existing RAS pumping system \$120,000; Misc. site piping and valve replacement \$60,000; Remove existing belt press \$25,000; Replace UV equipment \$170,000; Administration building lab roof \$20,000	\$2,630,000	\$2,630,000

Nebraska State Revolving Fund | 2020

Priority Points	Community	ACS 2012-2016 Est. MHI	NPDES ID#	US Census 2010 Est. POP	Project Description(s)	Project Est. Cost	SRF Est. Funding
61	Jansen	\$40,833	NE0045233	118	Sanitary sewer collection system improvements \$100,000	\$100,000	\$100,000
120	Juniata	\$55,156	NE0028100	755	Stormwater management - detention / retention basins \$843,710; Wastewater treatment facility repairs \$350,000; Replacement lift station \$250,000; 14th Street sewer main - new \$196,800; 5th Street sewer main - replacement \$138,900	\$1,779,410	\$1,779,410
98	Kearney	\$51,333	NE0052647	30,787	35th and 17th Ave lift station renovations \$120,000; 11th Street and 30th Avenue West \$602,500; 4th Street from Avenue M East to WWTP \$4,762,800; Kearney East Expressway from WWTP North to Hwy. 30 \$8,900,000; Kearney East Expressway from Hwy. 30 to North 56th Street, then west to Antelope Ave. \$6,330,000; Tech One Crossing \$380,000; West Kearney IT Park \$1,420,000; NE sanitary sewer trunk main to Clearview \$1,927,800; NE trunk Clearview to Spruce Hollow \$1,855,700; Talmadge Development District \$2,235,000; Yanney Ave. east to 17th \$353,000; 30th Ave West to Knapps \$220,500; Canal Heights \$520,000; Yanney Ave. 11th St. to NRR St. \$786,000; 16th St. from Buckle Add. To Yanney Ave. \$580,000; WWTF trunk line extension to 11th Avenue w/LS \$863,300; Yanney Ave. - west toward 30th Avenue \$884,200; Elimination of 39th and 20th Lift Station \$370,000; Avenue E - 56th to Remington Heights \$1,240,000; Phase II - WWTF improvements \$20,000,000; Yendra Property - North of Cooks on 11th 962,000	\$55,773,300	\$4,075,100
105*	Ogallala(1)	\$35,634	NE0040045	4,737	Cover on primary digester has collapsed and we need a new cover and mixing system \$1,500,000	\$1,500,000	\$1,500,000

Nebraska State Revolving Fund | 2020

Priority Points	Community	ACS 2012-2016 Est. MHI	NPDES ID#	US Census 2010 Est. POP	Project Description(s)	Project Est. Cost	SRF Est. Funding
116	Omaha	\$50,827	NE0133680	408,958	Riverview/Blake St. Lift Stations \$22,000,000; Missouri River WEEF Biogas Improvements \$9,000,000; CSO 102 box culvert outfall repairs \$1,750,000; Papio WRRF Digester Complex Improvements \$5,000,000; Papillion interceptor improvements \$5,000,000; Saddle Creek RTB \$90,000,000; Forest lawn separation \$17,000,000; Cole Creek CSO 202 phase 1 \$1,500,000; Jones Street sewer rehab \$8,000,000; Exposed sewer crossing phase 1 & 2 \$3,000,000	\$162,250,000	\$31,000,000
70*	O'Neill(1)	46,250	NE0049051	3,705	10 blocks of sewer main replacement \$667,000	\$667,000	\$667,000
82	Oshkosh	\$41,250	NE0021181	884	Lagoon rehab / replacement (Alt. B) \$2,100,000; Collection system repairs \$105,000; CCTV & clean sewer lines \$50,000	\$2,255,000	\$2,255,000
118	Pender	\$53,333	NE0040908	1,002	Replace upgrade manholes \$50,000; Sewer line repairs \$100,000; Control upgrade WWTF \$150,000; Clarifier repair \$50,000	\$350,000	\$350,000
0	Raymond	\$70,417	NE0046281	167	Lift station improvements and complete retention lagoon \$1,026,000	\$1,026,000	\$1,026,000
57	Sarpy County and Sarpy Cities Wastewater Agency	\$0	N/A	0	Phase 1A \$31,000,000; Phase 1B \$34,000,000; Phase 2 \$121,000,000; Phase 3 \$45,000,000	\$231,000,000	\$5,000,000
85	Stratton	\$39,250	NE0026085	343	Installation of new submersible pumps, valves, piping and controls for the lift station and rehabilitation of west cell #2 of the existing WWTF with new control and equalization structures \$676,000	\$676,000	\$676,000
Totals:						\$478,949,710	\$56,651,010

(1),(2),(3),(4) CW Needs Survey can be carried forward for up to four years if the project is in process. The number behind the community name indicates the number of years it has been carried forward from the prior year(s).

* Behind the priority points indicates communities that were in mid-process and therefore were carried over from the prior year.

2010 U.S. Census Bureau estimated resident population, published by American Fact Finder
2012-2016 American Community Survey (ACS) estimates, published by U.S. Census Bureau

2020 CWSRF GREEN PROJECT RESERVE (GPR) FUNDING LIST

Priority Points	Community	ACS 2012-2016 Est. MHI	NPDES ID#	US Census 2010 Est. POP	Project Description(s)	Project Est. Cost	SRF Est. Funding
140	Scotia	\$39,250	NE0023973	318	Land application equipment & forcemain, splitter box, flow meter, electrical \$345,000; CCTV collection system \$25,000; Imhoff tank removal \$15,000	\$385,000	\$385,000
45	Taylor	\$34,063	NE0113000	190	Sanitary sewer main replacement \$800,000; Land application of effluent	\$800,000	\$800,000
81	Verdigre	\$38,214	NEG671069	575	Rehab sanitary sewer mains and manholes \$250,000; Land apply lagoon effluent \$250,000; Lift station repairs \$50,000	\$550,000	\$550,000
Totals:						\$1,735,000	\$1,735,000

(1),(2),(3),(4) CW Needs Survey can be carried forward for up to four years if the project is in process. The number behind the community name indicates the number of years it has been carried forward from the prior year(s).

* Behind the priority points indicates communities that were in mid-process and therefore were carried over from the prior year.
2010 U.S. Census Bureau estimated resident population, published by American Fact Finder
2012-2016 American Community Survey (ACS) estimates, published by U.S. Census Bureau

SECTION II

DRINKING WATER STATE REVOLVING FUND (DWSRF)

INTRODUCTION

The DWSRF was created to provide low cost financing for construction of publicly or privately owned public water systems. For more information on eligibility, please refer to NDEQ's Title 131.

Section 1452 of the Safe Drinking Water Act (SDWA) require the state to prepare an annual plan setting forth the manner in which the State intends to use the monies available in the DWSRF. This is Nebraska's SFY 2020 Intended Use Plan (IUP) covering the time period of July 1, 2019 through June 30, 2020. This IUP is an integral part of the cycle of events carried out annually in administering the SRF programs. The IUP serves as a basis for developing grant payment schedules with the U.S. Environmental Protection Agency Region VII Administrator prior to awarding new capitalization grants to the State. In addition, the IUP serves as a basis for assessing the State's performance in administering the SRF programs. This document can be compared to the Annual Report to EPA for a complete picture of what was planned versus what was accomplished over the year. This IUP includes the DWSRF Priority Ranking System and Project Priority Lists provided by the Nebraska Department of Health and Human Services, Division of Public Health (NDHHS-DPH) in Appendix A2 and B2 respectively, the Interest Rate System in Appendix C and Disadvantaged Community loan forgiveness information in Appendix F. Assurances and certifications contained in the Operating Agreement established between the NDEQ, the NDHHS-DPH and the U.S. Environmental Protection Agency, Region VII, are incorporated in this IUP by reference.

HIGHLIGHTS AND WHAT'S NEW FOR SFY 2020

- § The Federal budget that was passed as of February 15, 2019, estimates the Federal Fiscal Year (FFY) 2019 DWSRF Capitalization Grant that Nebraska will receive is \$11,004,000.
- § The plan for SFY 2020 is to continue to blend existing and recycled funds with the FFY 2019 capitalization grant to provide loan forgiveness to the majority of projects in accordance with the disadvantaged community program described in Appendix F. In general, the forgiveness amounts will have a cap of 30% for all eligible project costs on projects that address public health needs or 25% for those that predominantly replace existing infrastructure, with lesser amounts offered based on the existing disadvantaged community policy and system populations.
- § The most recent Federal law requires that iron and steel products produced in the United States be used in DWSRF projects, funded prior to October 1, 2023.
- § The EQC approved amending Title 131 on April 3, 2019. Included in the amendment changes is the removal of the required 2% interest rate for DWSRF loans allowing loans to go lower. As of May 8, 2019, the amendment proposal for Title 131 was awaiting Governor approval to take effect. Should the Governor approve the Title 131 amendments, we plan to adjust the rate to 1.5%.
- § NDHHS-DPH has identified 378 projects with just over \$1 billion in need this year compared to 326 projects and just over \$970 million need identified in the SFY 2019 IUP.
- § The 1% administration fee charged on all loans may be reduced for past DWSRF loan recipients.
- § Terms for DWSRF have been extended up to a maximum of 30 years for all borrowers, and up to 40 years for Disadvantaged Communities.
- § The bypass date for offering remaining forgiveness funds not reserved for Funding List projects has been changed to October 1, 2019.

I. DWSRF SOURCES AND USES OF FUNDS

The DWSRF is being created from a series of EPA capitalization grants, a required 20% state match from state general fund appropriations, the program’s Administration Cash Fund, and Nebraska Investment Finance Authority (NIFA) public offered bond issues. The FFY 2019 grant will be bond matched, supplemented with Administrative Cash Fee funds. See Appendix H: SRF Cash Flow Model for more information. Sources and uses of funding in the program years discussed in this IUP are summarized below. There are also some funds remaining in set-asides from prior year grants (see Section IV(D)).

DWSRF SOURCES AND USES OF FUNDS

March 31, 2018 Estimate

SOURCES OF FUNDS	
Cash and unexpended prior grants	117,949,933
EPA FFY 2019 Capitalization Grant	11,004,000
State 2019 Cash Match	2,200,800
EPA FFY 2020 Capitalization Grant	8,435,000
State 2020 Cash Match	1,687,000
June 15, 2019 Loan Repayments	3,537,174
SFY 2020 Loan Repayments	7,128,538
SFY 2021 Loan Repayments	7,143,422
2-Year Projected Interest on Fund Balance	5,500,000
TOTAL	\$ 164,585,867
USES OF FUNDS	
Match Bond Payment 2020	2,200,000
Match Bond Payment 2021	1,100,000
Small System Technical Assistance 2020	168,700
Capacity Dev/Source Water Protection 2019	730,000
Capacity Dev/Source Water Protection 2020	700,000
Public Water System Program Admin 2019	1,234,500
Public Water System Program Admin 2020	1,234,500
Current Loan Obligations	21,666,729
Funding List Loans	43,524,055
SFY 2019 Planning List Loans	92,047,383
TOTAL	\$ 164,585,867

SOURCES AND USES OF ADMINISTRATION CASH FUNDS

March 31, 2018 Estimate

SOURCES OF FUNDS	
Cash Balance	953,054
June 15, 2019 Fee Receipts	419,259
SFY 2020 Fee Receipts	814,990
SFY 2021 Fee Receipts	763,081
2-Year Projected Interest on Fund Balance	60,000
TOTAL	\$ 3,010,384
USES OF FUNDS	
Program Administration SFY 2019/2020	700,000
Program Administration SFY 2021	565,000
Planning Grants SFY 2020	100,000
Emergency Grants SFY 2020	500,000
Grant Cash Match SFY 2020/2021	800
Grant Cash Match SFY 2021/2022	487,000
PROJECTED ADMIN FUND BALANCE	\$ 657,584

Note: The Administration Cash Fund may also be used for unanticipated disbursements of Planning/Source Water Protection Grants, and for Forgiveness assistance in accordance with DWSRF State Statute.

Section 1452 of the SDWA authorizes states to set-aside funds to implement provisions of the SDWA. Discussion on the planned utilization of these set-asides follows.

The DWSRF Administration Expense (4%) set-aside may be used for DWSRF program administration. These activities may include program costs for both NDEQ and NDHHS-DPH for day-to-day program management activities and other costs associated with debt issuance, financial management, consulting, and support services necessary to provide a complete program. In addition, technical assistance to public water systems can be funded from this set-aside. However, administrative costs will be paid out of the program's Administration Cash Fund for this year.

The Small System Technical Assistance (2%) set-aside may be used to provide technical, financial, and managerial assistance to Public Water Systems serving 10,000 or fewer persons. This will be accomplished through contracts with organizations and or engineering consultants with expertise in dealing with small systems and will be coordinated by the NDHHS-DPH. For this set-aside, the DWSRF allocated the full 2% funding amount from the FFY 2018 grant, a total of \$220,720. The authority amount from the FFY 2019 grant of \$220,080, will be reserved for future use. Further, it is planned that Nebraska's 2% Team, which composed of numerous organizations and private citizens interested in public water supply issues for the State of Nebraska, will continue to develop initiatives from guidance issued in EPA's Drinking Water Infrastructure Sustainability Policy through DHHS-DPH's Capacity Development Stakeholders meetings for implementation in the SFY 2019 program. The following is past the 2% Set-Aside – Reserved Authority:

Set Aside – Reserve Authority	Amount
FFY 2016 Cap Grant	\$176,900
FFY 2019 Cap Grant	\$220,080
Total Reserved Authority	\$396,980

Nebraska State Revolving Fund | 2020

Under the Local Assistance & Other State Programs (15%) set-aside, NDEQ and NDHHS-DPH will allocate \$75,000 for Capacity Development and \$200,000 for Source Water Protection program administration from FFY 2019 funds. The latter may include costs for contracting groundwater modeling efforts and a groundwater evaluation tool. The program proposes to allocate \$730,000 from FFY 2019 funds for security grant and source water protection activities, described in detail in subsequent sections. Dependent upon the grant conditions, it is planned that \$700,000 from the FFY 2020 funds and from unexpended historical allocations of this set-aside will be used for similar activities.

Typically, the State may use up to a total of 10 percent of a capitalization grant for the Public Water Supply Program (PWSP) Administration (10%) set-aside. This year, the PWSP will use \$1,100,400, the full amount of the 10% set-aside from the FFY 2019 grant, plus \$134,100 of the authority that had been previously reserved from past capitalization grants, for a total of \$1,234,500. The following is the 10% Set-Aside - Reserved Authority from past grants:

10% Set-aside Reserved Authority	Amount
FFY 1997 Cap Grant	\$983,958
FFY 1998 Cap Grant	\$412,130
FFY 1999 Cap Grant	\$446,380
FFY 2000 Cap Grant	\$475,700
FFY 2001 Cap Grant	\$478,913
FFY 2002 Cap Grant	\$505,250
FFY 2003 Cap Grant	\$500,410
FFY 2004 Cap Grant	\$530,310
FFY 2005 Cap Grant	\$528,550
FFY 2006 Cap Grant	\$522,930
FFY 2007 Cap Grant	\$122,930
ARRA Cap Grant	\$618,900
FFY 2010 Cap Grant	\$607,300
FFY 2011 Cap Grant	\$50,300
Total Past Reserved Authority	\$6,391,261
Proposed SFY 2020 Allocation	-\$134,100
Total Reserved Authority	\$6,257,161

The PWSP plans to use at least the full 10% amount from the FFY 2020 grant, when available.

On March 12, 2019, the Governor approved LB307 allowing for the transfer of funds between the CW and DW SRFs. This transfer of funds authority was originally authorized through FFY2001 under Section 302(a) of P.L. 104-182, the federal Safe Drinking Water Act Amendments of 1996. The Department of the Interior, Environment, and Related Agencies Appropriations Act, 2006 (P.L. 109-54, Title II, August 2, 2005, 119 Stat. 530), provided: "That for fiscal year 2006 and thereafter, State authority under section 302(a) of P.L. 104-182 shall remain in effect." Thus the statute provides the same authority established by congress in P.L. 109-54, up to 33% of each DWSRF capitalization grant may be transferred between the funds. The table below is provided this year to establish the reserved authority for the FFY 1997 through FFY 2019 capitalization grant time period, which previously was not noted. Signed grants on file with the program were relied upon to document the noted additions, except for the estimated FFY 2019 grant award.

CW and DW SRF Transfers - Reserved Authority	Amount
FFY 1997 Cap Grant	\$4,231,920
FFY 1998 Cap Grant	\$2,350,029
FFY 1999 Cap Grant	\$2,463,054
FFY 2000 Cap Grant	\$2,559,810
FFY 2001 Cap Grant	\$2,570,412
FFY 2002 Cap Grant	\$2,657,325
FFY 2003 Cap Grant	\$2,641,353
FFY 2004 Cap Grant	\$2,740,023
FFY 2005 Cap Grant	\$2,734,215
FFY 2006 Cap Grant	\$2,715,669
FFY 2007 Cap Grant	\$2,715,669
FFY 2008 Cap Grant	\$2,688,180
FFY 2009 Cap Grant	\$2,688,180
ARRA Cap Grant	\$6,435,000
FFY 2010 Cap Grant	\$4,479,090
FFY 2011 Cap Grant	\$3,107,940
FFY 2012 Cap Grant	\$2,961,750
FFY 2013 Cap Grant	\$2,816,189
FFY 2014 Cap Grant	\$2,918,850
FFY 2015 Cap Grant	\$2,899,710
FFY 2016 Cap Grant	\$2,742,960
FFY 2017 Cap Grant	\$2,742,960
FFY 2018 Cap Grant	\$3,665,310
FFY 2019 Cap Grant	\$3,631,320
Total Past Reserved Authority	\$74,156,917
Proposed SFY 2020 Allocation	\$0
Total Reserved Authority	\$74,156,917

For the additional subsidization required by the Federal Fiscal Appropriation, the DWSRF intends to provide at least the \$2,200,800 in loan forgiveness funding from the FFY 2019 grant, and blend it with leftover forgiveness assistance from past grants to at least \$6.67M in forgiveness assistance during the SFY. Forgiveness funds will be targeted primarily to the highest ranked eligible projects on the Priority Funding Lists. These include projects that address public health needs, are needed to address critical capacity development concerns, and those that replace existing public water system infrastructure. Forgiveness assistance will be provided at the time a disbursement request is processed.

Additional loan forgiveness in an amount not to exceed 65% of the revenue from administrative fees collected in the prior fiscal year may be provided in SFY 2020 from the Administration Cash Fund, most notably if a state source of forgiveness funding is required for a project. This may also be a source of non-DWSRF funding to meet the necessary match requirements for the EPA's planned Water Infrastructure Improvements for the Nation Act (WIIN) Grant for Assistance for Small and Disadvantaged Communities with up to 50% forgiveness assistance provided based on MHI. All levels of forgiveness will be reported in the Finding of No Significant Impact Statement or Categorical Exclusion, whichever is issued for a project, before the loan agreement is signed.

II. LONG-TERM AND SHORT-TERM GOAL STATEMENTS FOR THE DWSRF PROGRAM

The overall goal is to assist Public Water Systems (PWSs) in protecting the health and welfare of Nebraskans by helping to assure safe, adequate, and reliable drinking water through the provisions of the Nebraska Safe Drinking Water Act administered by NDHHS-DPH.

A. Long-Term Goals

1. Manage the DWSRF fund so its revolving nature is assured in perpetuity in order to provide a source of continuing financial assistance to PWSs for future drinking water needs. It is our intent to request EPA capitalization grants and obtain state match in a timely manner, and to allocate match and recycle funds to projects in a timely manner.
2. Survey systems for drinking water infrastructure needs so NDHHS-DPH can maintain a database for making program decisions, and to evaluate user charges on a regular basis.
3. Protect the public health by maximizing funding towards high priority projects.
4. Promote cost-effective water projects which consider several alternatives and include a cost-effectiveness analysis comparing the appropriateness of the alternatives.
5. Coordinate with the U.S. Department of Agriculture-Rural Development and the Nebraska Department of Economic Development-Community Development Block Grant programs to provide affordable financing for public drinking water needs.
6. Balancing the need for fund growth at the rate of inflation experienced in the construction industry versus the desire to provide loans at low interest rates. The fund and loan interest rates and cost of borrowing the state match will be examined annually to evaluate the fund net growth and determine the reasonableness of loan interest rates. Management practices will be reviewed and modified annually to assist in achieving the growth goals.
7. Progress toward incorporating source water protection best management practices into public water supply operations.

B. Short -Term Goals

1. Continue to attract customers to the program with low interest rates.
2. Commit available loan funds to as many of the highest priority projects as possible.
3. Assist systems which need to upgrade or construct new drinking water projects to attain and/or maintain compliance with the provisions of the Nebraska Safe Drinking Water Act and the regulations adopted there under.
4. Assist systems in meeting required drinking water quality standards. This includes giving funding priority to systems with compliance deadlines established by the NDHHS-DPH.
5. Work with systems in need of technical, financial, and managerial assistance.
6. Provide at least 15% of the DWSRF capitalization funds for loans to small systems with populations less than 10,000. It is estimated that at least 84% of the loans planned for closure in SFY 2020 will be made with small systems.

7. Revisions of source water delineations and the transition from source water assessments to protection activities will continue, utilizing the source water protection set-aside for granted projects.
8. Evaluate whether to amend the ranking system criteria to fund replacement of existing public water system infrastructure.
9. Develop a marketing program.

III. METHODS AND CRITERIA FOR DISTRIBUTION OF FUNDS

Nebraska's proposed distribution of available funds was determined by use of the following steps:

- (A) State identified set-aside amounts as authorized by the SDWA;
- (B) NDHHS-DPH identified and ranked projects in accordance with the Priority Ranking System (Appendix A2);
- (C) Funding Lists were prepared by NDHHS-DPH in accordance with established readiness to proceed criteria; and
- (D) NDEQ developed a DWSRF capitalization grant payment schedule to provide resources for making timely binding commitments to the projects selected for DWSRF assistance.

A. Set-Aside Utilization

The State intends to utilize the authorized set-asides as described in Section I DWSRF Sources and Uses of Funds; see Section I for a narrative description.

B. Identify Priority Projects

The Priority Ranking System was used to prioritize and establish the funding order for DWSRF projects, in conjunction with Readiness to Proceed criteria developed and adopted by NDHHS-DPH (Appendix A2). Through the DWSRF stakeholder process, the intent of the Readiness to Proceed criteria is to identify those projects most likely to receive funding during the fiscal year based upon the information provided by the PWSs (or their engineers). Those projects are shown on the SFY 2020 DWSRF Project Priority Funding Lists. The Planning and Land Acquisition Lists were prepared in accordance with the established ranking system.

C. Identify How Funds Will Be Allocated

The DWSRF Project Priority Funding Lists presents those projects anticipated for funding in the SFY 2020 IUP cycle. Allocation of funds among eligible projects was a multiple step process.

1. NDHHS-DPH initiated the annual Public Water Supply State Fiscal Year Drinking Water Needs Survey to identify PWSs expressing interest in the DWSRF program and those who wished to be placed in the SFY 2020 DWSRF IUP.
2. The DWSRF Sources and Uses of Funds list identifies levels of funding. The funding allocation was checked to ensure that at least 15% of the funds were allocated to small systems serving fewer than 10,000 persons.
3. The vast majority of the Priority Ranking System developed by NDHHS-DPH was presented for discussion, comment, and approval at the Governor's appointed Advisory Council on Public Water Supply on February 27, 2018.

4. One minor addition to the ranking system was made in giving priority points to NDEQ issued orders impacting public water systems. The Final Priority Ranking System and Project Priority Funding and Planning Lists were submitted to and approved by the Interim Director of Public Health, NDHHS-DPH.
5. The IUP was submitted to the Environmental Quality Council for approval on June 20, 2019 in a final public hearing process.

D. Develop DWSRF Payment Schedule for State Capitalization Grant

In order to prepare a Payment Schedule for receiving Capitalization Grant funds, projections were made of binding commitments (e.g., signed loan contract). The information in the funding lists (source and amount of funding) was used to determine the DWSRF Payment Schedule shown below.

DWSRF CAPITALIZATION GRANT PAYMENT SCHEDULE

Program Funding Cap Grant Year	SFY 2020 1Q FFY 2019 4Q	SFY 2020 2Q FFY 2020 1Q	SFY 2020 3Q FFY 2020 2Q	SFY 2020 4Q FFY 2020 3Q	SFY 2021 1Q FFY 2020 4Q
FFY 2019	\$11,004,000				
FFY 2020					\$8,435,000
Match	\$2,200,800				\$1,687,000

Note: Match will be deposited into the Fund before the State receives capitalization grant payment from EPA.

E. Develop Disbursement (Outlay) Schedule for DWSRF Program Projects

EPA uses this schedule along with the schedules from the other states' programs to project their own cash flow needs. The actual binding commitment (a signed loan contract) will include an anticipated outlay schedule. Schedules from all projects are cumulated to project the DWSRF's total cash flow needs. The DWSRF will disburse all required state match prior to any federal drawdowns from the FFY 2019 grant, except for the set-aside use that occurs without state match payment.

F. Bypass Date and Changes to Project Lists

SFY 2020 Funding List projects will have funds reserved until the bypass date of October 1, 2019. Following the bypass date, DWSRF will offer loan assistance for projects ready to proceed in priority order down the Project Priority Planning List, until all remaining available project funds have been obligated. After public health, priority for forgiveness assistance will be given for the infrastructure replacement projects where at least 50% infrastructure is being replaced with higher infrastructure replacements given preference. However, depending upon the availability of funds, the program may offer forgiveness to any eligible projects in ranked order after the bypass date. Amendments to existing loans can be closed at any time under the original loan agreement terms (except interest rate), unless upgrading to the SFY 2020 program criteria provides a better financing alternative.

The Interagency Water and Wastewater Advisory Committee reviews common pre-applications for water and wastewater infrastructure funding once a month. This committee assesses the suitability of providing grant and loan funds from various funding agencies, such as the United States Department of Agriculture's Rural Development program (USDA-RD) and the Nebraska Department of Economic Development's

(NDED) Community Development Block Grant program (CDBG), as well as the DWSRF. The USDA-RD and NDED typically provide funding to those projects already included on the Priority Funding Lists. In ranked order down the funding lists, those projects ready to proceed will be transferred from the Funding to the Planning Lists prior to the bypass dates. Examples are if funding commitments are made by these other agencies to funding list projects, when a funding list project indicates that they do not plan to proceed, or if additional funds become available for allocation to projects.

Projects that are moving forward but will not be able to close a loan prior to the end of the current SFY will be considered to have obligated funds if the loan applicant has held a public hearing or meeting and/or a Finding of No Significant Impact (FNSI) or Categorical Exclusion (CatEx) has been signed and issued by the NDEQ Director. These actions shall be considered to constitute a binding commitment with the community for a DWSRF loan. The binding commitment will expire at the end of SFY 2021. PWSs with binding commitments issued in SFY 2019 will be able to close loans prior to the October 1st bypass dates, under the terms noted in the SFY 2019 IUP (except interest rate) unless the SFY 2019 funding list or bypass criteria provide better financing alternatives before those dates. The PWS may request an extension of one year for the binding commitment if unforeseen circumstances occur and prevent the PWS from closing the loan.

To meet critical public health needs resulting from a natural or manmade disaster which may or may not activate the State Emergency Operations Plan, the Chief Medical Officer of NDHHS-DPH may request the Director of NDEQ to bypass the order of priority projects listed in the IUP and to prioritize any remaining available funds for eligible drinking water projects.

Land Acquisition, Source Water Protection Area, and Water Meter Projects listed on the SFY 2020 IUP may be funded in accordance with IUP CWSRF, Section I, Part VII "Source Water Protection Area and Water Meter Projects". Land Acquisition, Source Water Protection Area, and Water Meter projects may be funded after the CWSRF bypass date, subject to availability of CWSRF funding. In addition, dechlorination projects listed under the CWSRF ranking list may be funded as DWSRF low-priority projects after the October 1, 2019 bypass date, should funds remain available.

Projects ranked with at least 60 points will be carried forward for up to four years in the IUP if the criteria resulting in the system's priority ranking remains in effect. All remaining Low Priority status projects will be carried forward for up to four years in the IUP if the system has a Preliminary Engineering Report on file with the NDHHS-DPH.

IV. ADDITIONAL INFORMATION AND REQUIREMENTS

A. Administrative Fees

Nebraska will continue to use the DWSRF Administration Cash Fund to cover administrative program costs this fiscal year. To meet the long term administrative needs of the program, an annual fee of up to 1% is charged against the outstanding principal on loans. However, the 1% administration fee charged on all loans may be reduced for past DWSRF loan recipients. Up to a 0.25% reduction in fees on new loans up to the prior borrowed amount, or up to a 0.5% reduction for the communities which have current outstanding loan balances. These fees are not included in the loan principal. Fees collected in addition to principal and interest that are not deposited as loan repayments are considered "income received by the grantee" or "program income."

A fee of 0.5% will be assessed on all Planning Loans. For the FFY 2019 Capitalization Grant, it is estimated that administrative fees collected on Capitalization Grant loans that is considered to be program income will amount to approximately \$444,400.

This fee is figured on a semiannual basis and billed when loan principal and interest payments are due. The fee will be applied to all loans in accordance with Title 131 and the loan agreement. The fee is deposited

into an account separate from the DWSRF accounts and is used for administrative costs. It is planned that revenue from fees will be used in part to provide the Capitalization Grant match for the FFY 2019 and 2020 Capitalization Grants. Further, the Administration Cash Fund may be used for loan forgiveness and/or planning/source water protection grant funds.

B. DWSRF Market Loan Rates

The DWSRF market loan rate determination procedure is based on the cost of borrowing money for the DWSRF and on public finance market rates. The EQC approved amending Title 131 on April 3, 2019. Included in the amendment changes is the removal of the required 2% interest rate for DWSRF loans. As of May 8, 2019, the amendment proposal for Title 131 was awaiting Governor approval to take effect. The DWSRF market rate will be set at 2% until Title 131 amendment changes have been approved by the Governor. At that time, the DWSRF market rate will change to the following for the SFY 2020 IUP:

- For loans with terms of 20 years or less, the market rate will be set at 1.5%.
- For loans with terms exceeding 20 years:
 - For Disadvantaged Communities, the market rate will be set at 1.5%.
 - For all other communities, the market rate will be set at 2.0%.

The market rate for Planning Loans will be set at 0% for the SFY 2020 IUP.

The Director may adjust the rate of interest in response to changing public finance market conditions. The actual interest rate charged on each loan will be determined under the procedures described in Appendix C.

C. Terms

Repayment of loans will generally be based on a level payment amortization schedule with full amortization of a typical loan in 20 years. Terms of up to 40 years are allowed for disadvantaged communities, with a maximum of 30 years for all other systems dependent on the design life of the funded project. Planning Loans will have a term of five years. Several opportunities for changing the loan terms are described under provisions in Appendix C. No prepayment is allowed within the first five years of the loan term if the loan recipient has received Forgiveness assistance.

D. Financial Status of DWSRF

Estimate as of March 31, 2019

Since 1997, the EPA has provided the State twenty-two federal capitalization grants totaling \$194,213,931 and an ARRA grant for \$19,500,000. The State, in turn, provided \$38,884,067 from cash, general funds, and bond proceeds to meet the 20% match requirements. The DWSRF has \$88,994,351 in outstanding loans and \$21,666,729 in loan and forgiveness obligations.

Administrative expenses of the DWSRF program are paid out of fees charged on loans. Loan fees are deposited in the DWSRF Administration Cash Fund. The program collected \$823,641 fees in SFY 2018, and incurred \$441,874 in expenses for program administration. The DWSRF Administration Cash Fund balance is \$927,652. Administrative Cash Fee collection in SFY 2020 will increase to \$814,990, and program administration expenses should increase to \$565,000.

Capitalization grants from federal appropriations provided prior to FFY 2017 are entirely expended. The 2%, 10%, and 15% set-asides from future grants will be used as described in Part I of Section II. DWSRF Sources and Uses of Funds. Set-aside balances are shown in the following table.

SET-ASIDE BALANCES

CAPITALIZATION GRANT	2% SET-ASIDE	10% SET-ASIDE	15% SET-ASIDE	LOANS	BALANCE
2017	\$104,006	\$0	\$92,222	\$0	\$196,228
2018	\$220,720	\$1,072,825	\$698,129	\$5,527,974	\$7,519,648

E. Emergency Grant Assistance

Applications for emergency grant assistance in the case of catastrophic failure of the PWS or unforeseen threats of contamination to the source water supply will be considered by the Department in accordance with Nebraska Revised Statute §71-5322 (10). NDEQ may provide funding for emergency projects, including assistance for planning, at any time, subject to availability of funds and project approval by NDHHS-DPH, and notwithstanding the adopted Funding Lists. It must be documented that the emergency jeopardizes the PWS's ability to provide an adequate supply of safe drinking water on a continuous basis. Approval of the project to resolve the emergency must be obtained from NDHHS-DPH.

F. Amendments to the IUP

Amendments to the IUP may be adopted by the EQC after a public notice and comment period.

NDEQ and/or NDHHS-DPH may vary from the IUP without additional public participation when/if:

- § It is determined to be minor; or
- § It is in line with the bypass provisions; or
- § An emergency assistance need is realized; or
- § Unanticipated additional funds become available for loans and grants, such as through a stimulus program focused on improving water infrastructure.

Any changes such as these may be reported in the Annual Report to EPA.

G. Audit and Reporting, EPA, and Environmental Requirements

Nebraska's DWSRF is committed to transparency and accountability. To that end, program information noted in Intended Use Plans, Annual Reports, and other program materials are available upon request, or for the IUP, through NDEQ's website (<http://deq.ne.gov>). Project milestones and information are reported to EPA through the Project and Benefits Reporting (PBR) database and the Drinking Water SRF National Information Management System (DWNIMS). Further, an independent audit of the program is conducted annually by the State's Auditor of Public Accounts office. Finally, projects with estimated costs of \$25,000 or greater that receive federal funds are subject to reporting under the Federal Funding Accountability and Transparency Act (FFATA), per EPA issued guidance. Beginning with the FFY 2011 Capitalization Grant, FFATA ensures that the public can access information on all recipients through <https://www.usaspending.gov>.

It is the program's intent to assist as many projects from the SFY 2020 Funding Lists (Appendix B2) as possible with the loan and forgiveness funds. Fifteen percent (15%) of total funds available shall also meet the requirements for small system priority as established in the Federal statute and discussed in the NDHHS-DPH's Priority Ranking System (Appendix A2).

NEPA-like environmental review requirements, Federal cross cutting authorities, FFATA, signage, and sub-recipient monitoring requirements associated with the receipt of more than \$750,000 in federal funds from any source during the fiscal year may be assigned to several projects where an equivalent amount of the capitalization grant is disbursed. For the current IUP cycle the communities of Blair, Cass County RWD No. 1, Chadron, Central City, Fairbury, Wayne and Wisner will be targeted for receipt of these funds.

EPA's appropriations require the application of Davis-Bacon prevailing wage rates to all projects funded in whole or in part by the DWSRF. Davis-Bacon applies to construction contracts over \$2,000 and their subcontractors (regardless of subcontract amount). To ensure compliance with these requirements, NDEQ will confirm that the correct wage determinations are being included in the bid specifications and/or construction contracts. NDEQ will also provide assistance recipients with the specific EPA Davis-Bacon contract language that is to be included in bid specifications and/or contracts, and forms for the recipient to document compliance with the Davis-Bacon provisions based upon a review of weekly payrolls.

All DWSRF projects with funds directly made available by Capitalization Grants must comply with the Federal "cross-cutting" authorities, which are Federal laws and authorities that apply by their own terms in Federal financial assistance programs. All projects are also required to undergo a State Environmental Review Process, and are required to comply with the Civil Rights Act of 1964 and related anti-discrimination laws.

The Water Infrastructure Improvements for the Nation Act (Public Law 114-322) includes Water System Assessment requirement (Section 2108) that any public water system serving 500 or fewer persons seeking funding from the DWSRF shall self-certify that they have considered an alternative drinking water supply from a drinking water delivery system sourced by publicly owned (1) individual wells, (2) shared wells and (3) community wells. This has long been and will remain a requirement of Nebraska's DWSRF program through the sharing of services (regionalization) alternative evaluation in preliminary engineering report evaluations.

The America's Water Infrastructure Act of 2018 (Public Law 115-720) includes an "American Iron and Steel (AIS)" requirement that requires the DWSRF assistance recipients to use iron and steel products that are produced in the United States for projects for the construction, alteration, maintenance, or repair of a public water system or treatment works if the project is funded through an assistance agreement executed before September 30, 2023. It is possible this requirement will be extended beyond that date, dependent upon future appropriation requirements.

H. Disadvantaged Community

Additional assistance for Disadvantaged Communities through loan forgiveness will utilize the Affordability (Disadvantaged) Criteria provided in Appendix F. Additional assistance of loan terms up to 40 years will be available to communities which have a Median Household Income (MHI) less than or equal to 120% of the State MHI, using the 2012-2016 American Community Survey (ACS) data set published by the U.S. Census Bureau. The community may also complete an income survey and submit the results to the NDEQ for review.

Forgiveness funds will be targeted to the highest priority eligible projects on the Priority Funding List until all designated funds are obligated. The SFY 2020 program will rely on the existing disadvantaged community forgiveness criteria, except that a policy change to a 30% forgiveness ceiling amount dependent in part on system population and project type, will be in effect for allocating the remainder of the FFY 2017 and all of the FFY 2018/19, and if awarded, FFY 2020 funds to public health and infrastructure replacement projects, and if funds remain, to those in accordance with the bypass process (See Appendix A2).

In a separate stand-alone category, forgiveness funding as part of a sponsorship program may be offered to all DWSRF funded projects that include a new water supply well(s) phase or rely on innovative planning to avoid a water treatment alternative. If a community is pursuing a treatment alternative with DWSRF funding, they may submit a plan prepared by a professional engineer based upon innovative techniques that could help the community avoid implementing the treatment alternative as a means of returning to compliance. The plan will require approval from DHHS-DPH, but at the discretion of the DHHS-DPH, may be eligible for reimbursement through forgiveness funding up to a 30% level, should it be determined the plan is acceptable to DHHS-DPH.

Exceptions to all the above, up to a 50% forgiveness amount may be extended to those systems that need to implement projects as a result of an emergency or that intend to supply water to another system to address that system's Administrative Order.

V. DWSRF GRANTS

The following sections apply for the set-aside funding authorized under past Capitalization Grants that are specifically noted for the planned FFY 2019 set-asides, and should the FFY 2020 Capitalization Grant become available during SFY 2020. The exception is for Planning Grants, which will be co-funded out of the Administration Cash Fund.

A. PWS Security Grants

NDHHS-DPH PWS Security Grants activity may be funded with up to \$275,000. The intent of this grant is to provide funds to public water systems (PWSs) serving a population of 10,000 or fewer to improve the security of public water supplies. Eligible PWSs must:

1. Be a political subdivision with a population of 10,000 or fewer;
2. Have a Public Water System Emergency Response Plan that has been approved by NDHHS-DPH;
3. Have attended a workshop regarding potential biological, chemical, and terrorism threats that affect PWS; and
4. Provide a 10% match to improve the protection of PWSs.

The maximum amount of the grant is \$10,000. The PWS Security Grant may include, but is not limited to, installing entry/intrusion alarm systems, hardened locks, fencing, lighting, etc. The grants will be funded on a first come first serve basis. NDHHS-DPH may send a letter to all eligible PWSs on or shortly after July 1, 2019, advising the PWSs of the availability of the grants and the application process. The work plan submitted to EPA for the Capitalization Grant for the PWS Security Grant activity may include some costs for program administration.

B. Planning Grants

Planning Grant activity may be funded with \$100,000, as noted from the Administration Cash Fund. Planning Grants are intended to provide financial assistance to PWSs for PERs for projects seeking funding through the Water Wastewater Advisory Committee (WWAC) common pre-application process. The WWAC Common Pre-application is provided in Appendix F. Any award of such a grant to a PWS shall contain a requirement that the PER be submitted to NDHHS-DPH for review and approval. Planning grants shall be awarded to PWSs based upon the following criteria:

1. The PWS has received an Administrative Order or other enforcement action through the NDHHS-DPH;
2. The PWS is a single well system due to the loss of a production well(s) to avoid an Administrative Order or other enforcement action through the NDHHS-DPH;
3. The PWS is a multiple well system and has lost two or more production wells to avoid an Administrative Order or other enforcement action through the NDHHS-DPH; or
4. All remaining PWSs that have projects that have a history of non-compliance with a drinking water standard.

To qualify for a Planning Grant, a PWS must meet the following criteria:

1. Their project must be listed on the DWSRF IUP Priority Planning List; and
2. The applicant must be a political subdivision with a population of 10,000 or fewer.

The grant will be up to 90 percent of the PER and other eligible costs, and will require 10 percent matching funds from the PWS; however, such grant is not to exceed a maximum of \$20,000 in federal funds.

Regional Planning Grants will be provided where a Regional PWS, either existing or proposed, will have a project that will address present or prevent future violations of health-based drinking water standards and the regional PWS will not be privately owned. The proposed Regional PWS will have their project on the Priority Planning List or will supply water to a PWS that has a Priority Planning List project to qualify for funding. To be eligible for a Regional Planning Grant, the initial scope of a Regional PWS must be to provide a supply of potable water to a minimum of three community PWSs. Regional Planning Grants will be up to 80 percent of the cost of the PER, or other eligible costs, and will require 20 percent matching funds from the PWS; however, such grant is not to exceed a maximum of \$24,000 in federal funds. If applicable, Regional Planning Grants will be ranked based on the ranking of the PWSs that will be supplied water by the regional system.

C. Source Water Protection Grants Program

Source Water Protection Grant activity will be funded with \$150,000. Source Water Protection Grants will be for proactive projects geared toward protecting Nebraska's drinking water supplies and will address drinking water quality, quantity, and/or education.

Eligible applicants are political subdivisions with a population of 10,000 or fewer, which operate a PWS. The Request for Proposal (RFP) for these grants is issued in the spring of each year. Previous grantees and other eligible applicants are sent notices and the RFP can be viewed online at <http://deq.ne.gov>.

Eligible projects will provide long-term benefits to drinking water quality or quantity, or the education of the public using the water system. Grants cannot be used to purchase land or for the sole purpose of developing a Source Water or Wellhead Protection Plan.

DWSRF RANKED PROJECT PRIORITY FUNDING LIST

PROJECT RANK	PRIORITY POINTS	PUBLIC WATER SYSTEM	PWS NUMBER	POP.	PROJECT DESCRIPTION	ESTIMATED PROJECT COST	PRINCIPAL FORGIVENESS %	FORGIVENESS AMOUNT
1	FNSI	RAVEN'S NEST	NE3121381	58	Replace Shallow Well, Tank & Mains due to A.O.	\$571,000	0.00%	\$0
2	FNSI	FAIRFIELD, CITY OF	NE3103503	387	New Well for Sustainable Water Supply due to planned system Interconnection, Repaint Tower & Replace Mains	\$515,000	50.00%	\$257,500
3	FNSI	CENTRAL CITY, CITY OF	NE3112102	2934	Blending Transmission Main due to Nitrates & Replace Mains	\$2,500,000	25.00%	\$625,000
4	FNSI	WISNER, CITY OF - SFY 2018	NE3103903	1170	Replace Well due to Selenium, Replace & Loop Mains, Replace Tank	\$4,500,000	25.00%	\$1,125,000
5	FNSI	FAIRBURY, CITY OF - SFY 2019	NE3109507	3942	Corrosion Control due to Copper Advisory, Replace Mains & Pumps, Repaint Tower	\$3,700,000	25.00%	\$925,000
6	FNSI	ALBION, CITY OF	NE3101102	1650	Backup Well due to Selenium	\$700,000	25.00%	\$175,000
7	FNSI	EWING, VILLAGE OF	NE3108902	387	Replace Tank & Loop Mains, Rehab Well	\$710,000	25.00%	\$177,500
8	FNSI	WAYNE, CITY OF	NE3118104	5660	Redundant Wellfield Transmission Main	\$2,500,000	15.00%	\$375,000
9	CatEx	DORCHESTER, VILLAGE OF	NE3115103	586	Replace & Loop Mains	\$260,700	20.00%	\$52,140
10	CatEx	SHELTON, VILLAGE OF	NE3101910	1059	Replace Mains	\$700,000	20.00%	\$140,000
11	CatEx	CASS CO RWD NO. 1	NE3102521	3297	Replace Mains & Rehab Tower	\$2,077,000	0.00%	\$0
12	135	HARTINGTON, CITY OF	NE3102702	1554	Replace Well due to Nitrates, Replace Mains & Repaint Tank	\$795,000	25.00%	\$198,750
13	120	FULLERTON, CITY OF	NE3112503	1307	Replace Well due to Selenium	\$860,000	25.00%	\$215,000
14	100	BLAIR, CITY, OF	NE3117905	7990	New Intake Building	\$14,500,000	15.00%	\$2,175,000
15	60	CHADRON, CITY OF	NE3104507	5851	Replace Pumps, Mains & Meters , Rehab Tanks & Wells	\$1,500,000	15.00%	\$225,000
16	60	UTICA, VILLAGE OF	NE3115913	861	Replace Mains	\$436,000	1.26%	\$5,494

DWSRF RANKED PROJECT PRIORITY FUNDING LIST

PROJECT RANK	PRIORITY POINTS	PUBLIC WATER SYSTEM	PWS NUMBER	POP.	PROJECT DESCRIPTION	ESTIMATED PROJECT COST	PRINCIPAL FORGIVENESS %	FORGIVENESS AMOUNT
17	60	METROPOLITAN UTILITIES DISTRICT - SFY 2018	NE3105507	6003 54	Rehab of WTP	\$6,552,655	0.00%	\$0
18	55	CROOKSTON, VILLAGE OF	NE3103102	69	Rehab Tank	\$146,700	0.00%	\$0
Total Estimated Costs						\$43,524,055		\$6,671,384

- NOTES: DRAFT LIST SUBJECT TO CHANGE PER PENDING FEDERAL FISCAL YEAR 2020 PROGRAM APPROPRIATION
- SFY 2018 OR 2019 – PROJECT CARRIED OVER FROM STATE FISCAL YEAR 2018 OR 2019 INTENDED USE PLAN
- ALL LISTED PROJECTS PER SFY 2020 PRIORITY RANKING SYSTEM

A.O. – ADMINISTRATIVE ORDER
CatEx – CATEGORICAL EXCLUSION
FNSI – FINDING OF NO SIGNIFICANT IMPACT
GRP – GREEN PROJECT RESERVE ELIGIBLE

PWS – PUBLIC WATER SYSTEM
RWD – RURAL WATER DISTRICT
WTP – WATER TREATMENT PLANT

LAND ACQUISITION SOURCE WATER PROTECTION PROJECT PRIORITY LIST

PRIORITY POINTS	PUBLIC WATER SYSTEM	PWS NUMBER	POP.	ESTIMATED COST
165	OXFORD, VILLAGE OF	NE3106502	779	\$250,000
160	BRAINARD, VILLAGE OF	NE3102304	330	\$220,000
160	LOGGEPOLE, VILLAGE OF	NE3103304	318	\$250,000
155	AURORA, CITY OF	NE3108101	4479	\$1,000,000
135	WILBER, CITY OF	NE3115105	1855	\$100,000
80	SYRACUSE, CITY OF	NE3113104	1942	\$1,430,000
60	MCCOOK, CITY OF	NE3114504	7698	\$60,000
30	LANCASTER COUNTY RWD NO. 1	NE3110909	4728	\$550,000
Total - Land Acquisition and Source Water Protection				\$3,860,000

APPENDIX A1

CWSRF PROJECT PRIORITY RANKING SYSTEM

The State is responsible for the determination of priority given to construction of publicly owned treatment works and preparation of a State Project Priority List under Title II, Section 216 of the federal CWA.

The Priority Ranking System shall be used to rank the projects on the State Project Priority List. Priority ranking for the projects is based on total points awarded for the following eight categories. The greater the total number of points, the higher the ranking. The tie breaker will be used when necessary as described below. Communities that were in mid-process will be automatically carried forward from the prior year. All late survey submissions will be ranked with zero priority points; however, projects may still be eligible for funding after the bypass dates.

Category 1. PROJECT BENEFIT

This category incorporates several factors, including the type of project and the relative level of the impact on the environment. Points for only one benefit shall be awarded. When a project has more than one significant benefit, the benefit with the highest point value shall be used. In addition to the priority points awarded according to the following schedule, projects shall receive five supplemental benefit priority points for regionalization if the project includes the consolidation of wastewater collection and treatment systems owned and operated by two or more communities.

Benefit:	System Code:	Priority Points:
Elimination of raw or primary waste discharge	A	35
Separation of combined sewers	B	35
Public health benefit by elimination of frequent sewer backups or septic tank system – drinking water well spacing conflicts	C	35
Municipal wastewater collection and treatment system to replace on-site treatment systems	D	30
Remediation or protection of drinking water supply in zone of influence of municipal well field	E	30
Replacement or upgrade of wastewater treatment system to assure compliance with secondary treatment standards (Total Suspended Solids (TSS) and Biological Oxygen Demand (BOD))	F	30
Disinfection of wastewater effluent	G	25
Replacement or upgrade of wastewater treatment system to meet water quality based permit limits (Ammonia, E-coli & PH)	H	25
Remediation of ground water at landfill site	I	25
Sludge stabilization	J	25
Storm water management	K	20
Addition or repair of wastewater collection system or lift station	L	20
Beneficial reuse (Gray water reuse, land apply line & equipment, etc...)	M	20
Water quality enhancement for a Nonpoint Source project	N	20
Water conservation	O	15
Other benefits	P	5

Category 2. BENEFICIAL USE AND CLASSIFICATION OF RECEIVING WATERS

This category addresses the receiving water that is impacted or potentially impacted by the existing situation and that would be enhanced or protected by the proposed project. Points for only one beneficial use or one ground water classification shall be awarded. The applicable use or classification with the highest point value shall be utilized. Some projects may impact both surface water and ground water, but only the primary receiving waters shall be considered. Points for wastewater treatment and collection systems to replace existing septic tank systems shall be based on the ground water classification, unless extensive discharges to surface waters are documented. Points for improvements to existing complete retention lagoons shall be based on the assigned use of the stream that is being protected, unless the problem is excessive seepage rather than inadequate capacity. Points for sludge stabilization, sewer, and lift station projects should normally be based on the assigned use of the stream that receives or could receive the effluent discharge. Points for a sewer project that eliminates the need for septic tanks should be based on the ground water classification.

Assigned Beneficial Use of Surface Water:	System Code:	Priority Points:
Class A and Class B State Resource Waters	Q	25
Public Drinking Water	R	25
Recreation	S	20
Class A – Cold Water Aquatic Life (Flows all year)	T	10
Class B – Cold Water Aquatic Life (Seasonal flow)	U	10
Class A – Warm Water Aquatic Life	V	10
Class B – Warm Water Aquatic Life	W	5
Ground Water Classification:		
GA (public system)	X	25
GB (individual system)	Y	15

Classifications come from Nebraska Title 117 and 118.

Category 3. WATER QUALITY OF RECEIVING WATERS

The quality of water in the receiving stream or aquifer is another factor in project prioritization. Priority is given to projects potentially impacting bodies of water that have been degraded by pollutants and are impaired for one or more assigned beneficial uses. Neither the specific source of these pollutants causing the impairment nor the specific impact of the potential project is considered in this assessment.

Some projects may impact both surface water and ground water, but only the primary receiving waters shall be considered. The projects that primarily impact surface waters are those projects that received priority points for Assigned Beneficial Use of Surface Water in Category 2. The projects that primarily impact ground water are those projects that received priority points for Ground Water Classification in Category 2.

An assessment of the quality of water in surface water bodies to support assigned beneficial uses is presented in the current Surface Water Quality Integrated Report. This report includes a list of water bodies that are not supporting assigned beneficial uses due to impacts of one or more pollutants, commonly referred to as the Section 303(d) List. Projects that primarily impact surface waters are awarded priority points if the water body that receives or could receive the wastewater discharge is listed in the report as having one or more beneficial uses impaired by one or more pollutants. Water bodies impaired by natural causes or conditions are not awarded priority points.

Pollution can also impact ground water and make it unfit for some uses. Watersheds were evaluated for ground water quality impairment for the Nebraska Unified Watershed Assessment. This evaluation considered contamination by nitrate and pesticides and administrative orders and notice of violations for public drinking water supplies issued by the Nebraska Health and Human Services - Division of Public

Health. Projects that primarily impact ground water are awarded priority points if they are located in watersheds that received points for the ground water quality resource component for the Nebraska Unified Watershed Assessment.

Indication of Water Quality Impairment	System Code	Priority Points
Water Body Assessment Category Listed in Surface Water Quality Integrated Report		
Category 4A or 4B	Z	20
Category 5	AA	20
Nebraska Unified Watershed Assessment, Ground Water Quality Resource Component Weighted Value		
100 Points	BB	20
50 Points	CC	10

Category 4. ENFORCEMENT ACTIONS

This category addresses enforcement actions initiated by the Department of Environmental Quality to address violations of the Environmental Protection Act and other related acts. Points are awarded for a project if the project can reduce or prevent future violations and therefore, satisfy the enforcement action.

Enforcement Action	System Code	Priority Points
Consent Order	DD	25
Administrative Order or EPA Orders	EE	25
Referral to Attorney General	FF	25
Compliance Schedule in NPDES Permit	GG	20
Notice of Violation or EPA 308 Letter	HH	15

Category 5. READINESS TO PROCEED

This category addresses the status of project planning, preparation of plans and specifications, and readiness to proceed with project construction.

Project Status	System Code	Priority Points
Construction Permit Issued	II	60
Plans and Specifications Submitted to NDEQ	JJ	50
Finding of No Significant Impact (FNSI) or Categorical Exclusion (CATEX) Issued	KK	40
Facility Plan Submitted to NDEQ	LL	25

Category 6. POPULATION

This category addresses the existing population served or to be served by the proposed project. The population is also an indication of the relative magnitude of the impact on the environment that is addressed by the proposed project. If the facility serves the entire community, the population shall be taken from the latest official census. If the facility serves only a part of the community, an estimate of the existing population served shall be used. Estimates of the population previously served shall be used for projects relating to facilities no longer in service, such as remediation of closed landfill sites.

Population Served	Priority Points
50,000 or Greater	10
10,000 - 49,999	8
5,000 - 9,999	6
2,500 - 4,999	4
800 - 2,499	2

Category 7. ASSESSING WASTEWATER INFRASTRUCTURE NEEDS (AWIN)

This category addresses a community's sustainability risk to afford infrastructure projects in the future through the use of the AWIN Sustainability Model developed by NDEQ. The AWIN Sustainability Model is a probability model that evaluates and scores a community based on the community's population trends, economic status, and resources. The low risk range includes communities likely to have sustainable growth and needs little additional help; the moderate risk range are comprised of communities with uncertain growth potential and further evaluation would be required to determine if additional assistance is needed; and the high risk range include those communities that may need additional assistance to bring them into compliance without causing undeserved financial stress.

Sustainability Risk:	Priority Points
High	25
Moderate	15
Low	0

Category 8. FINANCIAL IMPACTS

This category addresses the financial impact of the proposed project on the users that will provide the revenue to repay the loan. Priority points are awarded according to the annual cost of the loan per person as a percentage of the Median Household Income (MHI) of the community from the American Community Survey five-year average. A 20-year loan shall be assumed with the interest rate based on the existing SRF market rate and rate system and MHI of the community.

Annual Loan Costs Per Person as a Percentage of Median Household Income	Priority Points
Greater than 0.2 Percent	10
0.05 to 0.2 Percent	6
Less than 0.05 Percent	2

TIE BREAKER

Two or more projects may receive the same total priority points on the IUP project list. The communities need to be kept informed when there is some doubt about the availability of funds. Ties should be broken when it first appears that adequate funding may not be available for the projects with the same total of priority points. The priority of these projects should be reviewed as they proceed to bid opening. Ties shall be broken by consideration of enforcement actions, specific provisions of the permit issued for the facility, and inclusion of the project as an integral part of a designated surface or ground water project established under state or federal law. The following table shall be used to break ties:

Factor	Priority
Enforcement Action	Higher
Compliance Schedule in Discharge Permit	é
Project is Part of a Designated Water Quality Project	ê
None of the above factors	Lower

If consideration of the above factors does not break the tie, priority shall be based on the annual loan cost per person as a percentage of the median household income. The project with the higher percentage shall have the higher priority.

APPENDIX A2

DWSRF PRIORITY RANKING SYSTEM

1. **Scope and Purpose.** The Drinking Water State Revolving Fund Act §§71-5314 to 71-5327 requires that loans shall be made to eligible public water systems (PWSs) for eligible projects. The purpose of the priority ranking system is to establish a list of eligible projects to be funded in such a manner that priority for the use of the Drinking Water Facilities Loan Fund or the Land Acquisition and Source Water Loan Fund will be given to projects that (A) address the most serious risk to human health; (B) are necessary to ensure compliance with the Title 179, Public Water Systems; and (C) assist systems most in need, on a per person basis according to the affordability criteria.

The priority ranking system shall be reviewed annually by the Director of NDHHS-DPH. The Department shall seek public review and comments prior to adopting the priority ranking system for ranking eligible projects. Ineligible PWSs and ineligible projects will not be evaluated for priority points. For this fiscal year, an exception was made from the policy wherein late survey submissions are typically ranked with zero priority points, as there has been increased amount of EPA funding authorized for the program. Late surveys received in a timely manner before the Governor's Advisory Council on Public Water Supply meeting were ranked in accordance with the system below.

One change was made to the ranking system. Under the Enforcement Action criteria, it is planned that should a drinking water project be needed as a result of an NDEQ enforcement action, e.g. regulation of a backwash discharge, priority points and thus eligibility for forgiveness assistance will be offered similar to that of a DHHS A.O.

2. DWSRF Priority Ranking System.
 - a. Priority Ranking System for the Use of the Drinking Water Facilities Loan Fund. The following DWSRF priority ranking system shall be used to rank the projects on the DWSRF IUP priority lists for the use of the Drinking Water Facilities Loan Fund. Priority ranking of projects will be based on total points awarded for the following three categories. Points for only one benefit in each category shall be awarded; when a project has more than one significant benefit, the benefit with the highest point value shall be used. The greater the total number of points, the higher the ranking. The ranking will be done and the priority lists prepared annually, prior to IUP drafting.
 - i) Health or Capacity Development Benefit Provided by Project. This category incorporates the type of project and the level of benefit to human health or improvement to the PWS. These projects are for the development, construction or modification of the PWS to ensure compliance with the requirements of the Nebraska Safe Drinking Water Act (NSDWA) and the regulations adopted there under.

<u>Health or Capacity Development Benefit</u>	<u>Priority Points</u>
1. <u>Maximum Contaminant Level (MCL)/Treatment Technique Requirements.</u> Maximum allowable levels are established for those parameters which may be detrimental to public health. Detected contaminant levels in excess of 80% of the MCL within the past 4 years may qualify the project for ranking under this category.	
a. Acute Health Effects – Microbiological, Nitrates, etc.	130
b. Chronic Health Effects – Arsenic, Selenium, Uranium, etc.	115
c. Lead and Copper	100
2. <u>Critical Capacity Development.</u> These projects would be for the development, construction or modifications of the public water system to	85

<p>correct major deficiencies relating to the Design Standards in Title 179 NAC 2-007. Projects include:</p> <ul style="list-style-type: none"> · Backup Wells/Sources for Single Well PWSs · Replacement of significantly aged or deteriorated major infrastructure, including Wells and Storage. The eligibility of a project for assignment of this priority point subcategory will be made at the discretion of the Director. 	
<p>3. <u>Sustainability Factors</u>. These projects would address upgrade to and/or the replacement of existing major infrastructure, such as:</p> <ul style="list-style-type: none"> · Supply Wells, Ground or Elevated Storage · Major Treatment Plant Renovations · Major Distribution System Replacement projects (Replacement project phases are at least a minimum of 50% of the overall project cost) 	55
<p>4. <u>Secondary Contaminant Level (SMCL)</u>. Recommended maximum levels are set for parameters which are not harmful to health but make the water undesirable for use. Project would enhance water quality and include disinfection.</p>	40
<p>5. <u>System Design Deficiencies</u>. These projects would be for the development, construction or modifications of the public water system to or prevent deficiencies relating to the Design Standards in Title 179 NAC 7. Projects would address:</p> <ul style="list-style-type: none"> · Inadequate source capacity · Inadequate distribution pressure/storage 	25
<p>6. <u>Other Factors</u>. These projects would address other water supply system concerns such as:</p> <ul style="list-style-type: none"> · Replacement or rehabilitation of other minor system components that are aged and/or have exceeded design life · Controls/automation to improve operational efficiency · Security measures and/or Standby Power · Chlorine and/or Fluoride Feed Systems 	10

- ii) Financial Impacts. This category addresses the financial impact of the proposed project on the users that will provide the revenue to repay the loan. Priority points are awarded according to the annual cost of the loan per person as a percentage of the median household income (MHI). A 20-year loan shall be assumed with the interest rate based on the minimum effective interest rate of the DWSRF Program.

<u>Annual Loan Costs Per Person as a Percentage of Median Household Income</u>	<u>Priority Points</u>
Greater than 0.8 Percent	45
Greater than 0.6 to 0.8 Percent	35
Greater than 0.4 to 0.6 Percent	25
Greater than 0.2 to 0.4 Percent	15
Less than or equal to 0.2 Percent	5

- iii) Enforcement Action. This category addresses compliance with Title 179 drinking water standards and/or the enforcement actions taken by the Department requiring the system to address the deficiencies/water quality concerns that contribute to noncompliance, or any drinking water project needed as a result of an NDEQ enforcement action.

Enforcement Action	Priority Points
Administrative order issued/other enforcement action taken relating to design/infrastructure deficiencies/water quality or discharge concerns/etc. addressed by the proposed project.	25

iv) Readiness to Proceed. This addresses establishing the Priority Funding List per the status of a PWSs project, assessing the readiness to proceed within SFY 2019. The criteria that was utilized in establishing the Priority Funding List are as follows:

- (1) PWS with a Finding of No Significant Impact (FNSI) or Categorical Exclusion (CatEx) issued by the program; with priority over,
- (2) Status of Plans and Specifications (P&Ss) – P&Ss for Ranked Project prepared or under contract for design; with priority over,
- (3) Status of Engineering Report w/ Test Hole – Report for Ranked Project has been prepared and if applicable, a Test Hole has be completed; with priority over,
- (4) Status of Engineering Report – Report for Ranked Project has been prepared, first and/or where additional ranking preference may be given to those projects with demonstrated readiness to proceed.

In the above listed order, preference shall be first given to placing those High Priority PWSs/projects in ranked order on the Priority Funding List. Where such projects in sufficient number do not exist, readiness to proceed criteria 2 through 4 shall be repeated for Low Priority PWSs/projects. Where ties in ranking points occur, the projects are ranked in descending order per the established tiebreaking criteria in Section 4 below. The intent of the Readiness to Proceed criteria is to identify those projects most likely to receive funding in the coming fiscal year based upon the information provided by the PWSs (or their Engineers). A limited comprehensive bypass may also be developed using the above-listed criteria, should additional funds become available during the fiscal year.

Two exceptions are made to the above-listed criteria. First, those projects that have been obligated or offered better funding through another Federal (USDA-Rural Development) or State (NDED-CDBG) infrastructure funding program will not be included on the Priority Funding List. Second, those PWSs that have turned down or passed on better funding offers from the DWSRF for the listed project in past fiscal years. Those systems will still be included on the Priority Planning List, and can request in writing placement on the Priority Funding List at any time during the public participation process (i.e., the Advisory Council through EQC IUP approval), should that PWS disagree with DHHS-DPHs proposed ranking.

b. Priority Ranking System for the Use of the Land Acquisition and Source Water Loan Fund. The following priority ranking system shall be used to rank the projects on the DWSRF IUP project list for the use of the Land Acquisition and Source Water Loan Fund. Priority ranking for the projects will be based on total points awarded for the following three categories. Points for only one benefit in each category shall be awarded; when a project has more than one significant benefit, the benefit with the highest point value shall be used. The greater the total number of points, the higher the ranking.

i) Health Benefit Provided by Project. This category incorporates the type of project and the level of benefit to human health. These projects are for the acquisition of land or a conservation easement to protect the source water of the system from contamination and to ensure compliance with the NSDWA and Title 179.

Health Benefit	Priority Points
1. <u>Acquisition of Land or a Conservation Easement to Protect the Source Water of the System from Contamination.</u>	
a. Acute Health Effects	
i) Microbiological/Nitrate	40
b. Chronic Health Effects	35
2. <u>Community Water System Implementing Voluntary Incentive Based Source Water Protection Measures.</u>	
a. Acute Health Effects	
i) Microbiological/Nitrate	40
b. Chronic Health Effects	35

- ii) Financial Impacts. This category addresses the financial impact of the proposed project on the users that will provide the revenue to repay the loan. Priority points are awarded according to the annual cost of the loan per person as a percentage of the MHI. A 20-year loan shall be assumed with the interest rate based on the minimum effective interest rate of the DWSRF Program.

Annual Loan Costs Per Person as a Percentage of Median Household Income	Priority Points
Greater than 0.4 Percent	25
0.2 to 0.4 Percent	15
Less than 0.2 Percent	5

- iii) Enforcement Action. This category addresses compliance with Title 179 drinking water standards and/or the enforcement actions taken by the Department requiring the system to address the issues that contribute to noncompliance.

Enforcement Action	Priority Points
Administrative order issued/other enforcement action taken relating to source water protection addressed by the proposed project.	25

3. Service Meters. Water service meters will be required as a part of the project, if the water system does not have service connections individually metered.
4. Tie Breaker. Two or more projects may receive the same total number of priority points on the IUP project list. Ties shall be broken only when (A) two or more projects receive the same total of priority points based on the above three categories, (B) the environmental reviews have been completed, (C) the systems are ready to sign the loan contracts, and/or (D) adequate funding for all these projects is not available. The status of the plans and specifications will be considered first in breaking the tie. Projects with plans and specifications approved by the Department shall have a higher priority than those projects with plans and specifications currently in the Department’s review and approval process. For projects with a similar status of plans and specifications, as approved, the project with the higher annual loan cost per person as a percentage of the MHI shall have the higher priority. This last tiebreaking criterion is critical in establishing the projects to be included on the prioritized Funding Program Lists.
5. Small System Priority. Fifteen percent of the total funds available for loan shall be earmarked for systems serving fewer than 10,000 persons. In addition, priority ranking for funding small systems will be given over medium systems or systems with MHI’s greater than 120% in order to meet the expected EPA grant requirement of not less than 20% up to 30% of additional subsidization for the FFY 2018 and the pending FFY 2019 grant.

6. **Affordability (Disadvantaged) Criteria.** The purpose of the affordability criteria is to determine which of the projects receiving funds from the DWSRF may also qualify for financial assistance beyond the ordinary benefits available through the DWSRF. Eligible PWS may qualify for additional financial assistance if their population is equal to or less than 10,000 people with a MHI less than 120 (one hundred twenty) percent of the state MHI.

All High Priority PWSs ranked for funding in SFY 2019 will be eligible for loan forgiveness at an estimated percentage not to exceed 30% of project costs or the maximum percent listed in the IUP based on the PWSs MHI. Typically those include PWSs under an Administrative Order through NDHHS-DPH, or any PWS which is a single well system due to the loss of a production well(s) to avoid an A.O. or other enforcement action through the NDHHS-DPH within the past five years, or any PWS that is a multiple well system and has lost two or more production wells to avoid an A.O. or other enforcement action through the NDHHS-DPH within the past five years may be eligible, should forgiveness funding remain available. Information on the financial disadvantaged assistance program, the extent of the availability of such disadvantaged funds for this program, and the disadvantaged determination criteria are included in Section I of the IUP. Systems that meet the minimum disadvantaged criteria determination are also eligible for extended loan terms up to 40 years.

A simplification as to how forgiveness assistance is offered is planned for this year, in that the factor of population, which was introduced last year, will be carried throughout the funding of priorities this year. Still capped per the long established MHI disadvantaged criteria, but now per the following tiered system:

Public Health Projects

- i. Population of 10,000 or less – Capped at 20%
- ii. Population of 3,300 or less – Capped at 25%
- iii. Population of 500 or less – Capped at 30%

Low Priority Projects ranked with a Sustainability Factor, or greater

- 1) Population of 10,000 or less – Capped at 15%
- 2) Population of 3,300 or less – Capped at 20%
- 3) Population of 500 or less – Capped at 25%

APPENDIX B1**CWSRF PROJECT PRIORITY PLANNING LIST**

Funding List	Priority Points	Community	ACS 2012-2016 Est. MHI	NPDES ID#	US Census 2010 Est. POP	Project Description(s)	Project Est. Cost	SRF Est. Funding
	27	Abie	\$67,143	NEU132659	69		\$0	\$0
	7	Adams	\$62,778	NE0045055	573		\$0	\$0
	92	Ainsworth	\$36,815	NE0112267	1,728	CIPP lining of sewer mains \$732,530; Lift station updates \$255,450; Installation of portable generators at lift stations \$150,100; Sewer main replacement 15" PVC \$1,349,450; Radio read meters installation \$760,610	\$3,248,140	\$3,248,140
	79	Albion	\$44,779	NE0026573	1,650	Replace upgrade manholes \$50,000; Extend sewer lines \$50,000; CIPP sewer mains \$100,000	\$200,000	\$200,000
	56	Alda	\$46,705	NE0042056	642	Sewer main improvements (CIPP, rehab MHs, etc.) \$ 500,000; Lagoon improvements (bank stabilization) \$150,000	\$650,000	\$650,000
	81	Alexandria	\$35,625	NE0029238	177	Sewer CIPP lining \$50,000	\$50,000	\$50,000
	62	Allen	\$49,688	NE0031241	377	Sewer main repair and replacement \$100,000	\$100,000	\$100,000
	29	Alma	\$42,500	NE0041335	1,133	Sludge removal \$100,000; Sewer main repairs \$50,000; Manhole rehab \$50,000	\$200,000	\$200,000
	90	Amherst	\$56,250	NE0112992	248	Lagoon expansion \$ 1,350,000; Force main & lift station \$700,000; Effluent land application \$150,000	\$2,200,000	\$2,200,000
	17	Anselmo	\$44,375	NE0132861	145		\$0	\$0
	37	Ansley	\$42,500	NE0043249	441	Sewer main improvements and study \$60,000	\$60,000	\$60,000
	34	Arapahoe	\$39,444	NE0025411	1,026	Miscellaneous sanitary sewer main extension, rehabilitation, and replacements \$100,000; Miscellaneous sanitary sewer manhole installations, rehabilitations, and replacements \$ 75,000	\$175,000	\$175,000
	75	Arcadia	\$35,647	NE0041297	311	Reline mains \$100,000; Collection main replacement and extension \$250,000; Lagoon maintenance and rehab \$200,000	\$550,000	\$550,000
	56	Ashton	\$37,292	NE0024350	194	Storm Drainage \$100,000; Portable pump and pipe for land application \$75,000	\$175,000	\$175,000
	93	Atkinson	\$43,065	NE0021610	1,245	Replace mains \$300,000; Lift station rehabilitation \$200,000	\$500,000	\$500,000

Appendix B1

Funding List	Priority Points	Community	ACS 2012-2016 Est. MHI	NPDES ID#	US Census 2010 Est. POP	Project Description(s)	Project Est. Cost	SRF Est. Funding
	2	Atlanta	\$58,125	NE0133655	131		\$0	\$0
	85	Auburn	\$51,740	NE0027774	3,460	Use wastewater discharge for aquifer discharge \$2,500,000; Line and rehab sewer line and manholes - infiltration problem 1,500,000; Install UFD Blowers - reduce energy \$75,000	\$4,075,000	\$4,075,000
F	104	Aurora	\$58,567	NE1131810	4,479	Sewer main relocation 16th Street and G Street \$400,000; Sanitary sewer force main 1st Street and Adams Street to WWTF \$500,000; WWTF site irrigation by reuse water (green project) \$100,000; Sewer main ext. Northridge Sub further development \$500,000; Sewer main ext. WWTF south to Power Park Development via R Road \$1,500,000; Sewer Main Ext. Green Way sub south to Power Park Development \$1,000,000; Existing Lift Station Repair/Rehabilitation \$1,000,000; Sewer Main Ext. Streeter's 1st and 2nd additions expansion \$300,000; Lift Station construction South 16th Street Development \$500,000; Sewer Main Ext. Craig Road \$200,000; Sewer Main Ext. Jennifer Road \$100,000; Sewer main ext. Terrie Road and Glenn Road \$200,000; Sewer main ext. Matson West Sub further development \$350,000; Jennifer Road paving including storm sewer \$400,000; 1st Street to north of Bridge Paving including storm sewer \$1,500,000; Terrie Road paving including storm sewer \$400,000; 9th Street North to Terrie Road paving including storm sewer \$500,000; Sewer main ext. West Industrial Site, Hwy. 34 and O Road South and east to WWTF \$3,800,000, South interceptor sanitary sewer main to WWTF \$2,400,000	\$15,650,000	\$2,300,000
	115	Barneston	\$46,250	NE0121711	116	Repair existing lagoon dikes & dredge \$18,000; Construct additional lagoon \$500,000	\$518,000	\$518,000
	65	Bartley	\$33,563	NE0026077	283	Renovation of existing lagoon cells for increased capacity, liner reconstruction & piping improvements (would include rip-rap) \$900,000; Installation of concrete rock rip-rap on north and east dikes for erosion control \$100,000	\$1,000,000	\$1,000,000

Appendix B1

Funding List	Priority Points	Community	ACS 2012-2016 Est. MHI	NPDES ID#	US Census 2010 Est. POP	Project Description(s)	Project Est. Cost	SRF Est. Funding
	61	Bassett	\$44,620	NE0112666	619	Renovate / repair collection system mains and manholes \$200,000; Life safety for wet well \$25,000; Control location \$100,000	\$325,000	\$325,000
	0	Battle Creek	\$70,000	NE0041301	1,207	Sewer main repair & replacement \$250,000; WWTF Part improvements (pumps, motors) \$150,000	\$400,000	\$400,000
	77	Bayard	\$41,810	00112739	1,209	Lagoon Rehabilitation \$2,100,000; 12" Trunk sewer replacement \$300,000; Changing point of discharge from Wildhorse to North Platte River* \$565,000; *Funding from USDA RD is in place for this project	\$2,965,000	\$2,965,000
	72	Beaver City	\$39,153	NE0026476	609	Interested in planning grant fund for completion of a PER to evaluate the need to expand the existing sewer system to user currently not served and to also evaluate the need for extension of existing manholes that cannot currently be accessed for maintenance. \$30,000	\$30,000	\$30,000
	70	Beaver Crossing	\$52,625	NE0023981	403	Sewer collection system repair \$100,000; Lagoon improvements and land application \$500,000; Individual water meters \$400,000	\$1,000,000	\$1,000,000
	87	Beemer	\$41,518	NE0046086	678	Spot repairs and localized replacements to reduce infiltration and inflow \$110,000	\$110,000	\$110,000
	30	Belden	\$53,750	NE0027308	115	Emergency lagoon pipe - project \$20,585; Facility plan \$25,000; Sewer system repairs \$250,000	\$295,585	\$295,585
	65	Belgrade	\$27,083	NE0114766	126	Preliminary engineering report for wastewater system \$24,000; Lagoon upgrades \$600,000	\$624,000	\$624,000
	77	Bellwood	\$46,250	NE0046094	435	Collection System CIPP \$100,000	\$100,000	\$100,000
	80	Benedict	\$48,125	NE0114944	234	Lagoon dredging \$125,000; Lagoon addition \$260,000; Sewer main extension \$43,500; New lift station \$250,000	\$678,500	\$678,500
	182	Benkelman	\$38,182	NE0112887	953	Lift station \$250,000; Lagoon expansion/piping modifications \$500,000; Subdivision expansion \$250,000	\$1,000,000	\$1,000,000
	36	Bennet	\$69,107	NE0040916	719	Replacement of approximately 4,000 linear feet of failing sanitary sewer and manhole rehabilitation \$200,000; Construction of a bio solids dewatering system \$770,000	\$970,000	\$970,000

Appendix B1

Funding List	Priority Points	Community	ACS 2012-2016 Est. MHI	NPDES ID#	US Census 2010 Est. POP	Project Description(s)	Project Est. Cost	SRF Est. Funding
	24	Bennington	\$71,058		1,458	CIPP improvements \$110,000	\$110,000	\$110,000
	56	Bertrand	\$47,734	NE0131954	750	Sewer extension \$20,000; Water meters for reduced WWTF flows - included on DWSRF \$600,000	\$620,000	\$620,000
	51	Bladen	\$44,583	NE0021709	237	Clean and repair sewer lines \$100,000; 1,800 LF 8" 6 manholes \$94,000; Sewer study \$20,000; Lagoon aeration system \$50,000	\$264,000	\$264,000
	53	Blair	\$47,980	NE0021482	7,990		\$0	\$0
	53	Bloomfield	\$35,577	NE0021733	1,028	Sewer main repair & replace \$250,000; CIPP sewer repair \$150,000; 400 water meters replaced \$200,000; Valve replacement / lagoon repair \$50,000	\$650,000	\$650,000
	24	Blue Hill	\$41,000	NE0027286	936		\$0	\$0
	70	Bradshaw	\$56,000	NE0121321	273	Replace and extend collection system \$350,000; Replacement of lift station \$200,000	\$550,000	\$550,000
	40	Brady	\$50,781	NE0031402	428	Add on to Existing Lagoon / Land application equipment \$500,000; Televised Sewer Map \$25,000; Sewer Main Repair/Lining \$400,000	\$925,000	\$925,000
	42	Brainard	\$58,125	NE0042366	330	Sewer Main CIPP \$100,000	\$100,000	\$100,000
	93	Bridgeport	\$43,622	NE0112119	1,545	Rebuild control structures & rehab a portion of Cell C at lagoon \$ 479,600; Upgrade lift station SCADA \$ 15,000; Evaluate sewer line from lagoon to 5th & M St \$ 21,175; Replace generator at the lagoon \$20,000	\$535,775	\$535,775
	55	Broadwater	\$31,250	NE0021717	128	Village will be doing ongoing monitoring of groundwater to determine impact & potential long term needs (Cost Unknown) ; Fencing for security \$ 34,000; Replace 8-10 blocks of sewer Main (includes boring under State Highway) \$435,000; Survey to determine flow of excess water (Cost Unknown); Additional storm drain lines (contingent upon survey findings) \$7,500; Storm Drain: Culvert= \$3,500, piping \$5,600 & Cover ditch \$299,900	\$785,500	\$785,500

Appendix B1

Funding List	Priority Points	Community	ACS 2012-2016 Est. MHI	NPDES ID#	US Census 2010 Est. POP	Project Description(s)	Project Est. Cost	SRF Est. Funding
	72	Brownville	\$41,875	NE0112984	132		\$0	\$0
	52	Bruning	\$40,625	NE0045071	279		\$0	\$0
	2	Bruno	\$25,750		99		\$0	\$0
	35	Brunswick	\$29,583	NE0122254	138	Replace sewer mains \$500,000; Replace lift station \$200,000	\$700,000	\$700,000
	44	Burwell	\$41,250	NE0021172	1,210	"G" Street manhole rehab \$10,000	\$10,000	\$10,000
	56	Cairo	\$60,000	NE0045080	785	Sewer mains and satellite lift station for new subdivision \$316,000	\$316,000	\$316,000
	0	Callaway	\$44,375	NE3104111	539		\$0	\$0
	68	Cambridge	\$42,557	NE0024180	1,063	Collection system repairs \$600,000; Upgrade lift station pumps Harvest Meadows \$20,000; Installation of VFDs on oxidation ditch motors and oxygen probes \$80,000; South lift station pumps \$30,000; WWTF misc. pumps \$50,000	\$780,000	\$780,000
	60	Campbell	\$39,750	NE0045098	347	Lagoon rehab \$200,000; Lift station rehab \$200,000; Sewer main CIPP improvements \$200,000	\$600,000	\$600,000
	41	Carroll	\$39,205	NE0023990	229	Rehab sewer mains & manholes \$100,000	\$100,000	\$100,000
	2	Cedar Bluffs	\$50,750	NE0039888	610		\$0	\$0
	66	Cedar Rapids	\$47,159	NE0049158	382	Video inspection & clean sewer mains \$25,000; Rehab manholes & repair mains \$25,000; Lift station rehabilitation \$150,000	\$200,000	\$200,000
	37	Center	\$33,438	NE0043265	94	Sewer mapping \$4,000	\$4,000	\$4,000
	90	Central City	\$40,638	NE0025445	2,934	Mechanical WWTF improvements \$100,000; Lift station improvements \$100,000; Sewer collection system improvements \$500,000	\$700,000	\$700,000
	53	Ceresco	\$66,250	NE0046124	889	New aeration \$100,000; Manhole rehab \$200,000; Future development lift station \$100,000; Future development sewer main \$1,000,000	\$1,400,000	\$1,400,000

Appendix B1

Funding List	Priority Points	Community	ACS 2012-2016 Est. MHI	NPDES ID#	US Census 2010 Est. POP	Project Description(s)	Project Est. Cost	SRF Est. Funding
	78	Chadron	\$39,740	NE0029190	5,851	Wastewater displacement through a center pivot, grading & excavation \$431,500; Collection system improvements \$304,000; I&I study \$53,000; Replace 1300ft sanitary sewer \$91,000	\$879,500	\$879,500
	51	Chambers	\$41,176	NE0129488	268	Collection system improvements \$200,000	\$200,000	\$200,000
	95	Chapman	\$37,083	NE0031747	287	Effluent pumps for land application \$60,000; Replace mains & repair manholes \$200,000; Lift station alarms \$20,000; Land application of wastewater \$75,000; Planning study \$20,000	\$375,000	\$375,000
	29	Chappell	\$50,104	NE00292111	929		\$0	\$0
	27	Chester	\$37,386	NE Kansas WWTF	232		\$0	\$0
	70	Clarks	\$33,250	NE0113549	369	Lift station replacement at two locations \$600,000	\$600,000	\$600,000
	27	Clarkson	\$40,769	NE0021164	658	New grinder at lift station \$50,000; Sewer main repair \$50,000	\$100,000	\$100,000
	2	Clatonia	\$39,625	NE0045101	231		\$0	\$0
	41	Clay Center	\$52,917	NE0045110	760	Sewer collection system repairs \$300,000; Lift station generator \$50,000; Water meters \$600,000	\$950,000	\$950,000
	30	Clearview Utilities Corp.	\$50,307		115	Extension of Kearney wastewater collection system subdivision and install subdivision collection system \$1,400,000	\$1,400,000	\$1,400,000
	80	Clearwater	\$45,625	NE0039781	419	New lagoon system \$1,900,000; New lift station \$200,000; Land application equipment \$50,000	\$2,150,000	\$2,150,000
	56	Coleridge	\$56,042	NE0025429	473	Repair WWTF & repair collection system \$250,000	\$250,000	\$250,000
	30	Colon	\$72,500	NE0033499	110	Collection system upgrades - sewer main lining \$250,000	\$250,000	\$250,000
	71	Comstock	\$52,500	NE0023892	93	Sewer main repairs \$75,000	\$75,000	\$75,000
	41	Concord	\$36,250		166	Sewer main repair / replacement \$50,000	\$50,000	\$50,000
	46	Cozad	\$40,735	NE0112828	3,977	Reline 300' sewer pipe \$40,000; Infrastructure improvements \$50,000; New lift station \$60,000	\$150,000	\$150,000
	26	Craig	\$35,625		199	Riprap lagoon dikes \$80,000; Lagoon piping repairs \$20,000	\$100,000	\$100,000

Appendix B1

Funding List	Priority Points	Community	ACS 2012-2016 Est. MHI	NPDES ID#	US Census 2010 Est. POP	Project Description(s)	Project Est. Cost	SRF Est. Funding
	118	Crawford	\$34,185	NE0039799	997	2,000 LF sewer main replacement \$200,000; Remove & replace eight (8) manholes \$96,000; Sewer Jet \$75,000	\$371,000	\$371,000
	64	Creighton	\$44,485	NE0021253	1,154	; BAR screen / fine screen \$150,000; GRIT removal process \$75,000; Clean out digester \$25,000; Clean out aeration tank \$25,000	\$275,000	\$275,000
	30	Creston	\$33,750		203	Replace aging and deteriorated mains in the collection system \$300,000	\$300,000	\$300,000
	68	Crete	\$44,308	NE0034304	6,960	Lift station replacements \$300,000; Collection system rehabilitation \$300,000	\$600,000	\$600,000
	70	Crofton	\$50,833	NE0049131	726	Lift station and WWTP improvements \$3,000,000	\$3,000,000	\$3,000,000
	26	Culbertson	\$41,435	NE0051624	595	Manhole rehabilitation \$50,000; Stormwater improvements to control excessive runoff in town \$150,000	\$200,000	\$200,000
	38	Curtis	\$43,269	NE0026492	939	Rehab of west lagoon/land application \$100,000; Add on to grit chamber \$15,000; Rip-rap \$350,000; New line to west lagoon \$50,000; New splitter box \$10,000; Adjust manholes to grade (6+/-) \$5,000, Sewer extension North County Rd. \$100,000	\$630,000	\$630,000
	36	Dalton	\$42,500	NE0132098	315	Construct new flume at lagoons \$20,300; Lagoon cell rehabilitation \$94,000	\$114,300	\$114,300
	40	Dannebrog	\$40,625	NE0045136	303	Sewer collection system sewer main repairs \$100,000; Lagoon improvements \$300,000	\$400,000	\$400,000
	26	Davey	\$73,750	NE0024295	154	Sewer system slip lining \$120,000	\$120,000	\$120,000
	31	Daykin	\$43,750	NE0045144	166	Sludge removal \$50,000; Sewer study \$20,000	\$70,000	\$70,000
	65	Decatur	\$32,708	NE0049123	481	New wastewater treatment plant \$4,000,000; Sanitary sewer system rehabilitation \$100,000	\$4,100,000	\$4,100,000
	51	Dodge	\$46,985	NE0042064	612	Generator \$80,000; Gate valves for basins \$40,000; Replace WWTP Comminutor \$20,000; Replace or line approximately 400 linear feet of defective sanitary sewer \$25,000; Concrete sidewalk repairs \$5,000	\$170,000	\$170,000
	107	Doniphan	\$49,500	NE0114952	829	Lagoon additions or water meters \$2,000,000; New main lift station and wet well, manhole needs replaced \$350,000	\$2,350,000	\$2,350,000
	70	Dorchester	\$46,538	NE0021539	586	Wastewater collection system study \$20,000; Remove existing abandoned mechanical plant \$30,000; Collection system rehabilitation - replace manholes and mains (approx 7,000 LF) \$750,000	\$800,000	\$800,000

Appendix B1

Funding List	Priority Points	Community	ACS 2012-2016 Est. MHI	NPDES ID#	US Census 2010 Est. POP	Project Description(s)	Project Est. Cost	SRF Est. Funding
	17	DuBois	\$38,125	NE0121452	147		\$0	\$0
	41	Dunbar	\$35,000	NE0113140	187	Replace / upgrade lift station pumps \$75,000	\$75,000	\$75,000
	26	Duncan	\$63,125	NE0046167	351	Sewer collection system improvements \$500,000	\$500,000	\$500,000
	26	Dunning	\$41,250	NE0112691	103	Sanitary sewer main replacement \$100,000	\$100,000	\$100,000
	46	Dwight	\$50,000	NE0046175	204	Lift Station with radio alarm systems \$120,000; Sewer mains relining \$60,000; Manhole rehabilitation \$20,000	\$200,000	\$200,000
	39	Eagle	\$61,136	NE0112062	1,024		\$0	\$0
	26	Eddyville	\$40,833	NEG960041	97	Lift station pump replacement \$25,000; Lift station controls \$10,000; Video survey / inspection / clean sewers \$25,000	\$60,000	\$60,000
	47	Edgar	\$40,313	NE0021695	498	Sewer main CIPP improvements \$100,000	\$100,000	\$100,000
	100	Edison	\$35,833	NE0023817	133	Video inspection and clean mains \$25,000; Root removal of outfall line-joint, line outfall \$25,000; New lift station - (funded by USDA-RD) \$310,000; New lagoon construction & force main construction \$1,000,000; Water meter replacement \$130,000	\$1,490,000	\$1,490,000
	27	Elgin	\$48,611	NE0039811	661	Sanitary sewer collection system study (preliminary engineering report) \$25,000	\$25,000	\$25,000
	27	Elmwood	\$63,194	NE0112127	634	10 blocks sewer main replacement \$150,000; Replace water meters and update to radio read \$40,000; High-speed internet and computer \$6,000	\$196,000	\$196,000
	41	Elsie	\$58,438	NEU133027	106	Replace line under railroad \$50,000; Cleaning collection lines \$30,000	\$80,000	\$80,000
	47	Elwood	\$55,278	NE0031755	707	Dredge lagoons \$100,000; Monitoring wells \$100,000; Sewer study \$20,000; Lagoon rip-rap, gravel on roads \$120,000	\$340,000	\$340,000
	58	Emerson	\$43,000	NE0041351	840	WWTF Upgrades \$300,000	\$300,000	\$300,000
	46	Ewing	\$33,929	NE0043699	387	Remove and replace 3 blocks collection system \$50,000	\$50,000	\$50,000
	31	Exeter	\$56,875	NE0040941	591	Land application \$275,000; Sewer replacement / relining \$200,000; Demolition of old lift station \$25,000	\$500,000	\$500,000

Appendix B1

Funding List	Priority Points	Community	ACS 2012-2016 Est. MHI	NPDES ID#	US Census 2010 Est. POP	Project Description(s)	Project Est. Cost	SRF Est. Funding
F	135	Fairbury	\$38,125	NE0024384	3,942	Influent pump station improvement \$370,000; New grit removal \$230,000; Pre-aeration building \$35,000; Primary clarifier rehab \$160,000; Primary effluent manhole valve replacement \$20,000; Aeration basin additions \$740,000; Additional blowers \$170,000; Final clarifier rehab \$170,000; New final clarifier \$340,000; Rework existing RAS pumping system \$120,000; Misc. site piping and valve replacement \$60,000; Remove existing belt press \$25,000; Replace UV equipment \$170,000; Administration building lab roof \$20,000	\$2,630,000	\$2,630,000
	80	Fairfield	\$34,375	NE0045152	387	Phase 2, repair a portion of the collection system \$1,500,000; **Currently being funded by USDA	\$1,500,000	\$1,500,000
	91	Fairmont	\$46,563	NE0042374	560	Sewer collection system CIPP improvements \$200,000	\$200,000	\$200,000
	81	Falls City	\$41,618	NE0021148	4,325	Replacement of critical lift station \$400,000; Rehab of manholes and repair/replacement of mains \$500,000	\$900,000	\$900,000
	27	Farnam	\$50,000	NE0021512	171		\$0	\$0
	66	Farwell	\$33,125	NE0045161	122	Video inspection of sewers & clean \$25,000; Manhole rehab & sewer repairs \$25,000; Sewer study \$20,000	\$70,000	\$70,000
	71	Firth	\$54,375	NE00112241	590	Line / rehab sewer mains and manholes \$500,000	\$500,000	\$500,000
	69	Fort Calhoun	\$60,952	NE0021113	908	TV inspection / spot repairs / slip lining \$100,000; Sanitary Sewer Extension \$100,000	\$200,000	\$200,000
	28	Franklin	\$43,017	NE0045187	1,000	Sewer collection system repairs \$250,000; Lagoon rehab \$250,000	\$500,000	\$500,000
	75	Fremont	\$48,056	NE0031381	26,397		\$0	\$0
	44	Friend	\$55,357	NE0024007	1,027	Sanitary sewer inflow/infiltration study \$45,000; Sanitary sewer repair/replacement \$200,000	\$245,000	\$245,000
	119	Fullerton	\$38,942	NE0026638	1,307	Upgrade pump control systems at WWTF \$45,000; Lagoon dredging \$180,000	\$225,000	\$225,000

Appendix B1

Funding List	Priority Points	Community	ACS 2012-2016 Est. MHI	NPDES ID#	US Census 2010 Est. POP	Project Description(s)	Project Est. Cost	SRF Est. Funding
	35	Funk	\$62,500	NE0132691	194	New force main to lagoons, new control structures, transfer pipes and lagoon cell \$700,000	\$700,000	\$700,000
	66	Garland	\$44,821	NE0023931	216	Wastewater facility plan \$20,000; Collection system televising \$10,000; Lining deficient portions of the collection system \$100,000	\$130,000	\$130,000
	2	Garrison	\$43,750		54		\$0	\$0
	29	Geneva	\$48,026	NE0031763	2,217	Sewer collection system repairs \$250,000; Sanitary sewer extension \$500,000	\$750,000	\$750,000
	83	Gibbon	\$50,885	NE0029297	1,833	Gas building upgrades \$50,000; Misc. influent structure upgrades & SBR improvements \$200,000; Rebuilding, cleaning and recovering of lagoon \$400,000	\$650,000	\$650,000
	27	Gilead	\$40,625	NE0129712	39		\$0	\$0
	30	Giltner	\$56,250	NE0045209	352	Rehabilitation of south lift station \$350,000; Sewer main replacement \$300,000	\$650,000	\$650,000
	31	Glenvil	\$53,571	NE0039829	310	; Rehab west lagoon cell \$200,000	\$200,000	\$200,000
	65	Goehner	\$65,750	NE0023850	154	Preliminary Engineering Report \$30,000; Collection system lining and point repairs \$200,000	\$230,000	\$230,000
	49	Gordon	\$34,901	NE0039837	1,612	Several sewers are aging and root growth is a problem need cleaned and televised \$65,000; Slip line 400 L.F. of sewer under Antelope Creek \$80,000; I & I study for infiltration \$80,000	\$225,000	\$225,000
	64	Gothenburg	\$59,696	NE0047376	3,574	Rehab wet well and concrete structures \$55,000; Replace old collection lines \$8,550,000; Facility Plans for Wastewater System \$15,000	\$8,620,000	\$8,620,000
	76	Grafton	\$43,214	NE0045217	126	Sanitary sewer collection system improvements \$100,000; New sewer system maps \$10,000	\$110,000	\$110,000
	60*	Grand Island(0)	\$49,118	NE0043702	48,520	Upsize the downstream section of the south interceptor in order to alleviate surcharging. Open-cut approximately 8,000 L.F. and replace a portion of 36-interceptor with 54/60 in interceptor. \$10,000,000	\$10,000,000	\$10,000,000
	4	Grant	\$52,917	NE0071492	1,165		\$0	\$0
	45	Greeley	\$43,750	NE0049212	466	Camera inspection in service lines and repairs where necessary \$300,000; Construction of new WWTF (3 cell lagoon) and lift station \$1,700,000	\$2,000,000	\$2,000,000

Appendix B1

Funding List	Priority Points	Community	ACS 2012-2016 Est. MHI	NPDES ID#	US Census 2010 Est. POP	Project Description(s)	Project Est. Cost	SRF Est. Funding
	80	Gresham	\$50,865	NE0027359	223	Sewer rehab work \$265,000; Culvert replacement, ditch cleaning \$40,000; Lift station mixers \$20,000; Control upgrades \$10,000; Replace piping lift station to north pond / install clean out \$35,000	\$370,000	\$370,000
	140*	Gretna(1)	\$66,890	NE0112810	4,441	Buffalo Creek sanitary sewer phases 2&3 \$1,994,000	\$1,994,000	\$1,994,000
	0	Guide Rock	\$35,469	NE0021601	225	Sewer collection system improvements (CIPP) \$100,000	\$100,000	\$100,000
	22	Gurley	\$43,594	NE0132080	214		\$0	\$0
	36	Hadar	\$72,500	NE0024210	293	Collection system slip lining \$100,000; Flow meter station \$25,000; Lagoon repairs \$200,000	\$325,000	\$325,000
	135	Haigler	\$19,464	NE0083663	158	Cleaning, video inspection and installation of approximately 1,200 lineal feet of an 8-inch CIPP with service connection liners \$50,000; construction of the existing wastewater lagoons with a compacted clay liner utilizing soil from a borrow site southwest of the Village. The reconstructed lagoon will function as a complete retention facility \$640,000	\$690,000	\$690,000
	45	Hallam	\$70,833	NE0028282	213	Install riprap around lagoons \$110,000; CIPP and spot repairs \$150,000; Lift station for new development \$200,000; Lagoon expansion for new developments \$700,000	\$1,160,000	\$1,160,000
	55	Halsey	\$62,708	NE0114804	76	Video survey and cleaning mains \$35,000; Collection mains \$150,000; Lagoon \$100,000; Lift station \$150,000	\$435,000	\$435,000
	27	Hamlet	\$40,750		57		\$0	\$0
	61	Hampton	\$56,429	NE0114979	423	Sludge removal/dredging \$30,000; Sewer main study \$40,000; Lift station generator & building \$60,000; New discharge at lagoon 1400 LF \$100,000	\$230,000	\$230,000
	76	Harbine	\$72,188	NE0114171	49	Lagoon land application system \$35,000	\$35,000	\$35,000
	150	Hardy	\$42,917	NE0045225	159	Proposed project is reconstruction & expansion of the existing waste stabilization ponds to a complete retention waste stabilization ponds. Rock rip rap for erosion control & new influent and transfer structures and piping \$697,000	\$697,000	\$697,000

Appendix B1

Funding List	Priority Points	Community	ACS 2012-2016 Est. MHI	NPDES ID#	US Census 2010 Est. POP	Project Description(s)	Project Est. Cost	SRF Est. Funding
	38	Hartington	\$41,528	NE0049115	1,554	Upgrade electrical & equipment at WWTF \$300,000; Sewer repairs \$100,000; Screen at WWTF \$150,000; Extension of service \$100,000	\$650,000	\$650,000
	69	Hastings	\$46,903	NE0038946	24,907	ASR project water treatment plant phase III \$3,800,000; Sewer main extensions \$500,000; Sycamore lift station rehab \$125,000; By-pass of metering structure \$210,000; Ammonia limits / requirements, primary digester rehab \$4,075,000	\$8,710,000	\$8,710,000
	60	Hay Springs	\$34,671	NEG960001	570	Several collection mains in town are aging. Root growth is a problem & the potential for leaking sewers could contribute to a groundwater impact. The estimate cost for repairs are \$450,000; The recent community center project has increased storm water flow from the high school to downstream areas. The city needs a facility plan to address the problem. Improvements need to the storm water system \$150,000	\$600,000	\$600,000
	2	Hayes Center	\$34,125	NEU133086	214		\$0	\$0
	51	Hazard	\$39,583	NEU133094	70	Sewer Main Repairs \$50,000; Clean/Flush Sewers \$10,000	\$60,000	\$60,000
	2	Heartwell	\$42,813		71		\$0	\$0
	93	Hebron	\$42,054	NE0024252	1,579	Collection system improvements \$700,000; Sludge storage improvements \$500,000	\$1,200,000	\$1,200,000
	37	Hemingford	\$56,042	NE0139360	803	Inflow and infiltration study \$50,000; Upgrade sewer mains and rehabilitate manholes \$250,000; Water meter replacement with radio read meters \$400,000; Trunk main sewer line replacement \$552,500; Distribution extension to East \$75,000	\$1,327,500	\$1,327,500
	39	Henderson	\$57,604	NE0023906	991	Sewer main replacement \$75,000	\$75,000	\$75,000
	26	Herman	\$43,750	NE0049107	268	Replacement of main lift station (aging equipment with frequent repairs needed)	\$181,400	\$181,400

Appendix B1

Funding List	Priority Points	Community	ACS 2012-2016 Est. MHI	NPDES ID#	US Census 2010 Est. POP	Project Description(s)	Project Est. Cost	SRF Est. Funding
	47	Hickman	\$77,727	NE0046183	1,657	1st to 3rd in alley (between Locust and Walnut) approx. 775 L.F. \$195,000; Replace 8-inch sewer along 5th street between Cedar and Maple \$95,000; WWTF headworks improvements (bar screen w/ building, additional clarifier, controls/electrical/site improvements) \$2,200,000; Sewer rehabilitation and replace 6-inch mains with 8-inch mains (approx. 12,275 feet) \$2,210,000	\$4,700,000	\$4,700,000
	36	Hildreth	\$55,000	NE0133809	378	Testing & seal south lagoon \$100,000; Video survey & cleaning mains and repairs \$35,000	\$135,000	\$135,000
	66	Holbrook	\$32,500	NE0023833	207	Grinder at lift station \$50,000	\$50,000	\$50,000
	78	Holdrege	\$44,914	NE0021202	5,495	New clarifier pumps \$70,000; SBR needs valves replaced \$120,000; New clarifier ahead of the SBR \$350,000; Lab equipment \$20,000	\$560,000	\$560,000
	52	Holstein	\$43,750	NEG960018	214	Wastewater riprap and fencing \$75,000	\$75,000	\$75,000
	62	Homer	\$39,545	NE0025453	549	Sanitary sewer system televising and cleaning \$50,000; Wastewater system facility plan \$30,000; Lift station backup generator \$40,000	\$120,000	\$120,000
	68	Hooper	\$48,500	NE0049093	830	Remove an existing 8" sewer main & replace with a 12" main that runs in Elk St from Main St to Elm St. (700') \$225,000; Remove & replace an existing 12" sanitary sewer main that runs in E. Grant St from Pine St to Hickory St (530') \$150,000; Slip line the existing 12" sanitary sewer main that runs in Hwy 275 (1800') \$110,000	\$485,000	\$485,000
	35	Hoskins	\$48,750	NE0029289	285	Renovate/repair collection system mains & manholes \$100,000; Lift station rehab \$250,000; Upgrade existing lagoons \$475,000; Generator \$50,000	\$875,000	\$875,000
	62	Howells	\$59,286	NE0046205	561	New lift station for lagoon system \$50,000	\$50,000	\$50,000
	35	Hubbard	\$52,500	NE0041319	236	Updated sewer system study \$30,000; Expansion of controlled discharge lagoon system \$800,000	\$830,000	\$830,000

Appendix B1

Funding List	Priority Points	Community	ACS 2012-2016 Est. MHI	NPDES ID#	US Census 2010 Est. POP	Project Description(s)	Project Est. Cost	SRF Est. Funding
	80	Hubbell	\$28,333	NE0044547	68	Sanitary sewer collection system improvements \$100,000; Lagoon Rehabilitation \$200,000	\$300,000	\$300,000
F	127*	Humboldt(1)	\$33,239	NE0031844	877	New controlled discharge lagoon \$3,293,000	\$3,293,000	\$3,293,000
	31	Humphrey	\$49,125	NE0049085	760	Rehabilitation or replacement of a portion of the existing collection system \$650,000; Rehabilitation or replacement of manholes in the collection system \$125,000	\$775,000	\$775,000
	55	Hyannis	\$49,792		182	Several collection mains in town are aging. Root growth is a problem. Most lines are original to the system. Several manholes are also covered and prevent access to clean / maintain the lines. \$250,000	\$250,000	\$250,000
	78	Imperial	\$52,935	NE0021491	2,071	Lagoon expansion and possible land application \$700,000; Improve water quality mixers \$80,000; Collection system improvements / extension \$200,000; Airport storm drainage \$200,000	\$1,180,000	\$1,180,000
	2	Indianola	\$54,250	NE0112712	584		\$0	\$0
	26	Jackson	\$62,500		223	Lift station rehabilitation \$250,000; Sanitary sewer televising and cleaning \$50,000	\$300,000	\$300,000
F	61	Jansen	\$40,833	NE0045233	118	Sanitary sewer collection system improvements \$100,000	\$100,000	\$100,000
F	120	Juniata	\$55,156	NE0028100	755	Stormwater management - detention / retention basins \$843,710; Wastewater treatment facility repairs \$350,000; Replacement lift station \$250,000; 14th Street sewer main - new \$196,800; 5th Street sewer main - replacement \$138,900	\$1,779,410	\$1,779,410

Appendix B1

Funding List	Priority Points	Community	ACS 2012-2016 Est. MHI	NPDES ID#	US Census 2010 Est. POP	Project Description(s)	Project Est. Cost	SRF Est. Funding
F	98	Kearney	\$51,333	NE0052647	30,787	35th and 17th Ave lift station renovations \$120,000; 11th Street and 30th Avenue West \$602,500; 4th Street from Avenue M East to WWTP \$4,762,800; Kearney East Expressway from WWTP North to Hwy. 30 \$8,900,000; Kearney East Expressway from Hwy. 30 to North 56th Street, then west to Antelope Ave. \$6,330,000; Tech One Crossing \$380,000; West Kearney IT Park \$1,420,000; NE sanitary sewer trunk main to Clearview \$1,927,800; NE trunk Clearview to Spruce Hollow \$1,855,700; Talmadge Development District \$2,235,000; Yanney Ave. east to 17th \$353,000; 30th Ave West to Knapps \$220,500; Canal Heights \$520,000; Yanney Ave. 11th St. to NRR St. \$786,000; 16th St. from Buckle Add. To Yanney Ave. \$580,000; WWTF trunk line extension to 11th Avenue w/LS \$863,300; Yanney Ave. - west toward 30th Avenue \$884,200; Elimination of 39th and 20th Lift Station \$370,000; Avenue E - 56th to Remington Heights \$1,240,000; Phase II - WWTF improvements \$20,000,000; Yendra Property - North of Cooks on 11th \$962,000	\$55,773,300	\$4,075,100
	57	Kimball	\$37,917	NE0021644	2,496	New effluent discharge line \$600,000; Electrical panel upgrade - wastewater plant \$40,000; Security fencing \$75,000; Install sewer line to East interchange \$1,000,000; Install sewer line to Industrial Park \$1,000,000; Rehab sewer mains & install new manholes \$300,000	\$3,015,000	\$3,015,000
	32	Lake Ericson (proposed SID)	\$0		0	New collection system and lagoon \$3,007,000	\$3,007,000	\$3,007,000
	68	Laurel	\$47,321	NE0023922	964	CIPP (Slip lining sewer main) \$250,000; CCTV sewer mains \$10,000; Sewer main extension \$100,000; Wastewater improvements \$100,000	\$460,000	\$460,000
	55	Lawrence	\$43,750	NE0042382	304	Sewer collection system repair \$200,000; Water Meter Replacements \$200,000	\$400,000	\$400,000
	26	Leigh	\$55,357	NE0112101	405	Rehab sewer mains and manholes \$250,000	\$250,000	\$250,000
	60	Lexington	\$44,834	NE0042668	10,230	New digester \$1,000,000	\$1,000,000	\$1,000,000

Appendix B1

Funding List	Priority Points	Community	ACS 2012-2016 Est. MHI	NPDES ID#	US Census 2010 Est. POP	Project Description(s)	Project Est. Cost	SRF Est. Funding
	102	Lincoln	\$49,794	NE0112488 / NE0112488	258,379	Selected repair / replacement of WW facility assets and collectors \$4,000,000; Influent pumping upgrades TSWRRF \$500,000; UV disinfection improvements TSWRRF \$1,650,000; Solids dewatering improvements NEWRRF \$7,000,000; Nitrification, air distribution & ABAC improvements \$3,000,000; Nitrification, air distribution & ABAC improvements NEWRRF \$750,000;; Liquid waste receiving station improvements TSWRRF \$1,000,000; A3 influent pump station HVAC improvements TSWRRF \$500,000; Process distribution gate replacements TSWRRF \$400,000; WAS/RAS improvements TSWRRF \$350,000; Process distribution gate replacements NEWRRF \$300,000; ODOR control improvements TSWRRF \$4,100,000; Influent pumping upgrades NEWRRF \$1,200,000; Repair 40" sewer - Pioneers to "O" Street \$350,000; Wastewater construction for new growth \$500,000; Trunk sewer SW Salt Creek \$3,000,000; Stevens Creek trunk sewer \$11,000,000; Middle Creek West A east of Coddington \$150,000; Relief trunk sewer phase II South 27th to 56th \$5,000,000; West A Street Improvements \$1,000,000	\$45,750,000	\$45,750,000
	66	Lindsay	\$54,375	NE0027278	255	Replace sewer mains \$100,000; Sewer extensions \$100,000	\$200,000	\$200,000
	27	Litchfield	\$55,313	NE0039870	262	Sludge removal \$60,000; Jet and clean mains \$20,000	\$80,000	\$80,000
	26	Lodgepole	\$50,179	NE0112542	318	South sanitary sewer main improvements on the south side of Lodgepole \$100,000	\$100,000	\$100,000
	115	Long Pine	\$29,375	NE0113344	305	Replace existing lagoon with a lift station and land application \$1,500,000; Aging infrastructure of sewer collection system \$200,000	\$1,700,000	\$1,700,000
	40	Loomis	\$51,875	NE 0045241	382	Lagoon addition \$800,000	\$800,000	\$800,000
	17	Lorton	\$62,083		41		\$0	\$0

Appendix B1

Funding List	Priority Points	Community	ACS 2012-2016 Est. MHI	NPDES ID#	US Census 2010 Est. POP	Project Description(s)	Project Est. Cost	SRF Est. Funding
	69	Louisville	\$57,500	NE0024228	1,106		\$0	\$0
	53	Loup City	\$37,857	NE0045250	1,029	2,000 L.F. Replacement mains \$350,000; Land application equipment \$100,000; Lift station upgrades \$100,000	\$550,000	\$550,000
	100	Lyman	\$46,429	NE0112208	341	Lagoon expansion \$800,000	\$800,000	\$800,000
	80	Lynch	\$30,714	NE0049204	245	Rehabilitate cell 2 \$450,000; Replace lift station \$650,000	\$1,100,000	\$1,100,000
	123	Lyons	\$40,121	NE0049182	851	Sewer main replacement \$750,000; Lagoon aeration system \$9,500; UV process system \$65,000; Land application system \$70,000	\$894,500	\$894,500
	44	Madison	\$47,688	NE0049174	2,438	Sanitary sewer collection system study (PER) \$50,000; Sanitary sewer extension to Industrial Park \$200,000; Sanity sewer extension to Sunset Ridge Development \$150,000	\$400,000	\$400,000
	65	Malcolm	\$67,188	NE0024261	382	Install grit/trash collection system \$200,000; Sludge Removal Systems from both digesters; Replacement of problem sewer mains \$1,000,000	\$1,200,000	\$1,200,000
	2	Malmo	\$74,063		120		\$0	\$0
	35*	Manley(1)	\$60,000	NE0042340	178	Sewer pipe lining \$100,000; Sewer pipe replacement \$150,000; Lift station replacement \$150,000; Preliminary engineering report \$20,000	\$420,000	\$420,000
	51	Marquette	\$41,250	NE0046213	229	Sewer lining / CCTV collection system \$100,000	\$100,000	\$100,000
	55	Martinsburg	\$40,208		94	Sanitary sewer collection system rehabilitation / relining \$100,000	\$100,000	\$100,000
	70	Mason City	\$34,688	NEU133281	171	New lagoon cell & rehab existing cells \$600,000; Main repairs \$50,000	\$650,000	\$650,000

Appendix B1

Funding List	Priority Points	Community	ACS 2012-2016 Est. MHI	NPDES ID#	US Census 2010 Est. POP	Project Description(s)	Project Est. Cost	SRF Est. Funding
	86	McCook	\$40,264	NE0021504	7,698	Replace / rehabilitate one primary and two secondary drive units \$400,000; Casey's / Chief sewer main replacement \$100,000; South Hwy 83 sewer main replacement \$1,000,000; Federal Street to Barnett Park main & additional lift station 1,000,000; Water meter replacement \$300,000; West golf course lift station replacement \$210,000; Barnett Park Lift Station Replacement \$250,000; West golf course sewer extension \$700,000 Q Street sewer extension, Fair Acres to Hwy 83 \$950,000; Replacement/Rehabilitation WWTF main outfall with diffuser \$275,000; SCADA system and additional radio communication equipment at lift stations and WWTF SCADA system \$100,000; Sludge hauling truck and land application equipment \$500,000; Collection system video inspection camera \$110,000; WWTF RBC replacement (3 trains) \$1,800,000; Headworks rehabilitation, communitor replacement, automated fine screen at WWTF \$250,000; Marsh Street sewer improvement \$60,000; Replace sludge heat exchanger system \$350,000; Karrer park lift station pump & controls rehabilitation \$60,000; "S" street sewer extension to west of Hwy 83 \$360,000; Sewer manhole rehabilitation, 25 manholes \$150,000; Upgrade "M" street lift station \$25,000; Replace 10" sewer main on East 13th Street from alley north to "A" street \$65,000; Rehabilitation of non-potable water system at WWTF - TBD; Expansion of cation waste lagoons \$150,000/acre) or construction of reuse system \$600,000	\$9,615,000	\$9,615,000
	22	McCool Junction	\$52,857	NE0121932	409	Sewer lining 600' \$30,000; Sewer extensions 800' \$40,000	\$70,000	\$70,000
	26	Mead	\$58,558	NE0024309	569	Inspect, clean and line/ rehab sewer mains & manholes \$350,000	\$350,000	\$350,000
	36	Meadow Grove	\$48,750	NE0030741	301	Study \$25,000; Sewer repair / replacement \$150,000	\$175,000	\$175,000
	51	Melbeta	\$52,188		112	Replacement / renovation of sanitary sewer in alley west of main street, 6th Street and one block in 3rd Street \$80,000; Clean & televise entire collection system address root growth problems \$25,000	\$105,000	\$105,000

Appendix B1

Funding List	Priority Points	Community	ACS 2012-2016 Est. MHI	NPDES ID#	US Census 2010 Est. POP	Project Description(s)	Project Est. Cost	SRF Est. Funding
	55	Merriman	\$7,375	NE0114839	128	Lift station rehab for 2 lift stations \$750,000; CCTV of sewer mains \$25,000	\$775,000	\$775,000
	64	Milford	\$46,583	NE0024333	2,090	Sewer main relining \$125,000; Sewer main replacement \$50,000; Manhole rehabilitation \$50,000	\$225,000	\$225,000
	60	Miller	\$21,875	NE0044997	136	Fencing around lagoon \$40,000; Effluent pumps for land application \$50,000; Video mains \$40,000; Repair/clean mains \$90,000; Sewer study \$20,000	\$240,000	\$240,000
	35	Milligan	\$33,355	NE0023981	285	Sewer collection system repair \$200,000; Lift station and force main repair \$300,000	\$500,000	\$500,000
	82	Minatare	\$33,750	NE0043290	816	Lagoon aeration \$550,000; Lagoon rehabilitation \$2,000,000; Sludge removal \$100,000	\$2,650,000	\$2,650,000
	45	Minden	\$48,370	NE0025411	2,923	Storm sewer improvements at Cemetery, East Hastings, South Garfield, West 1st, and East 8th Streets \$1,000,000; Holding tank and pumps station for backwash water recovery for water treatment plant \$350,000; VFD installation on 30 HP blowers at WWTP \$50,000; Water reuse and reclamation project, reusing effluent to water city golf courses \$100,000; Collection system master plan \$100,000	\$1,600,000	\$1,600,000
	123	Mitchell	\$41,198	NE0026123	1,702	Water efficiency - water meter replacement \$1,000,000; Drop nozzles for land application irrigation \$30,000; Lining and videoing collection system \$600,000	\$1,630,000	\$1,630,000
	52	Morrill	\$42,917	NE0023761	921	Green infrastructure - upsize existing storm sewer/sewer extension \$1,300,000; Sewer vac truck \$100,000	\$1,400,000	\$1,400,000
	40	Morse Bluff	\$31,250		135	Collection System \$500,000; Lagoon \$400,000	\$900,000	\$900,000
	86	Mullen	\$37,386	NE0133329	509	Lagoon improvements \$100,000; Study PER \$25,000; Sewer collection system new, replacement \$200,000	\$325,000	\$325,000
	27	Naper	\$26,667	NE0033260	84		\$0	\$0
	27	Naponee	\$33,611	NE0133523	106		\$0	\$0
	64	Neligh	\$41,680	NE0037010	1,599	Wastewater collection system study (PER) \$35,000; Backup pump at the main lift stations \$15,000	\$50,000	\$50,000
	27	Newcastle	\$38,750	NE0049077	325	Reline approximately 700 FT of sewer line \$30,000	\$30,000	\$30,000
	72	Newman Grove	\$35,313	NE0030996	721		\$0	\$0

Appendix B1

Funding List	Priority Points	Community	ACS 2012-2016 Est. MHI	NPDES ID#	US Census 2010 Est. POP	Project Description(s)	Project Est. Cost	SRF Est. Funding
	51	Newport	\$30,250		97	Flush and clean collection system \$25,000	\$25,000	\$25,000
	120	Nickerson	\$39,250	NE0024287	369	Lagoon slope repairs / I&I study \$254,000; Replace 8 inch sewer main \$125,000; Lift station improvements \$172,000	\$551,000	\$551,000
	75	Norfolk	\$45,401	NE0033421	24,210	Hwy 35 interceptor \$1,065,000; Line 30" sanitary sewer from 8th and Omaha to 4th & Washington \$954,900; Omaha Ave. lift station & force main \$2,750,000; Mud waste receiving station at wastewater plant \$850,000; Headworks slide gate replacement at wastewater plant \$225,000; Trickling filter "A" wall repairs/coating \$100,000	\$5,945,105	\$5,945,105
	69	North Bend	\$57,563	NE0040924	1,177	Slip lining improvements 8", 10", 12", 18" diameter sewer main slip lining (10,000') \$350,000; Spot repair improvements: repair various spots around the collection system that are damaged and in need of repair \$75,000	\$425,000	\$425,000
	51	North Loup	\$44,028	NE0029173	297	Televised & clean mains \$40,000; 1500 LF sanitary sewer replacement \$100,000; 1200 LF lining \$50,000	\$190,000	\$190,000
	85*	Oakdale(1)	\$29,722	NE0049069	322	Sanitary sewer collection system improvements \$200,000; Sanitary sewer lift station improvements \$50,000	\$250,000	\$250,000
	79	Oakland	\$54,250	NE0024023	1,244	Sanitary main televised/cleaned \$20,000; Sewer main relining \$150,000; Sewer main repairs \$50,000; Manhole repairs \$20,000	\$240,000	\$240,000
	65	Oconto	\$43,750	NE0131997	151	Replace sewer mains \$500,000; Rehab lagoon cell \$150,000	\$650,000	\$650,000
	60	Odell	\$42,143	NE0040975	307	New lagoon \$1,500,000; Slip lining \$80,000; Replace sewer lines \$80,000; TV Inspection \$20,000; New residential pump station \$15,000	\$1,695,000	\$1,695,000
F	105*	Ogallala(1)	\$35,634	NE0040045	4,737	Cover on primary digester has collapsed and we need a new cover and mixing system \$1,500,000	\$1,500,000	\$1,500,000
	41	Ohiowa	\$40,417	NE0129453	115	Sanitary sewer main replacement \$100,000	\$100,000	\$100,000

Appendix B1

Funding List	Priority Points	Community	ACS 2012-2016 Est. MHI	NPDES ID#	US Census 2010 Est. POP	Project Description(s)	Project Est. Cost	SRF Est. Funding
F	116	Omaha	\$50,827	NE0133680	408,958	Riverview/Blake St. Lift Stations \$22,000,000; Missouri River WEEF Biogas Improvements \$9,000,000; CSO 102 box culvert outfall repairs \$1,750,000; Papio WRRF Digester Complex Improvements \$5,000,000; Papillion interceptor improvements \$5,000,000; Saddle Creek RTB \$90,000,000; Forest lawn separation \$17,000,000; Cole Creek CSO 202 phase 1 \$1,500,000; Jones Street sewer rehab \$8,000,000; Exposed sewer crossing phase 1 & 2 \$3,000,000	\$162,250,000	\$31,000,000
F	70*	O'Neill(1)	\$46,250	NE0049051	3,705	10 blocks of sewer main replacement \$667,000	\$667,000	\$667,000
	51	Ong	\$33,125	NE0023795	63	CCTV Sewers \$22,000; Vacuum and clean lift station wet well \$2,000; Maintain / service lift station pumps \$6,000	\$30,000	\$30,000
	59	Ord	\$40,774	NE0024392	2,112	Sewer main CIPP improvements \$500,000	\$500,000	\$500,000
	50	Orleans	\$40,526	NE0045268	386	Erosion repair, sludge removal \$200,000; Riprap \$500,000	\$700,000	\$700,000
	54	Osceola	\$51,250	NE0046230	880	New room on control building, miscellaneous system repairs \$60,000; Concerns with ammonia limits (TBD); Replace sewer pumps & flow meters \$75,000	\$135,000	\$135,000
F	82	Oshkosh	\$41,250	NE0021181	884	Lagoon rehab / replacement (Alt. B) \$2,100,000; Collection system repairs \$105,000; CCTV & clean sewer lines \$50,000	\$2,255,000	\$2,255,000
	41	Osmond	\$45,500	NE0040029	783	Remove / repair manholes & misc. wastewater system repairs \$50,000; Septic tank effluent pumping study / elimination \$250,000	\$300,000	\$300,000
	46	Otoe	\$44,583	NE0121673	171	Replace sewer mains (approx. 11,250 LF) and manholes (approx. 32) \$1,258,000; Lift station improvements (partial replacement) \$400,000	\$1,658,000	\$1,658,000
	65	Overton	\$48,967	NEU133370	594	Seal lagoon cells \$150,000; Rip rap \$750,000	\$900,000	\$900,000
	41	Oxford	\$40,139	NE0031828	779	Sanitary lift station variable frequency drives \$35,000; Sanitary lift station control panel upgrade \$30,000; Miscellaneous sanitary sewer main extensions & replacement \$150,000; Miscellaneous sanitary sewer manhole replacement & rehabilitations \$150,000; Miscellaneous sanitary sewer main cured in place liners \$50,000	\$415,000	\$415,000

Appendix B1

Funding List	Priority Points	Community	ACS 2012-2016 Est. MHI	NPDES ID#	US Census 2010 Est. POP	Project Description(s)	Project Est. Cost	SRF Est. Funding
	22	Page	\$31,250	NE0029351	166	Preliminary engineering report on revitalization of lagoon facilities \$30,000	\$30,000	\$30,000
	31	Palisade	\$43,393	NE0026115	351	Portable emergency generator at lift station \$35,000; Level gauges & erosion protection at WW Lagoon \$200,000; Construction of new sewer manhole & rehab of a min of 3manholes \$15,000	\$250,000	\$250,000
	67	Palmer	\$49,063	NE0031259	472		\$0	\$0
	77	Panama	\$64,861	NE0046256	256	Storm drain updates on Main Street \$70,000	\$70,000	\$70,000
	56	Paxton	\$51,250	NE0041289	523	Land sprinkler \$50,000; Repair lagoons \$50,000; Sewer main extension \$370,000; Clean mains \$25,000; Road gravel on access road and dikes \$6,000; New valve for lagoon diversions \$5,000; New meter for lift station \$4,000	\$510,000	\$510,000
	118	Pender	53,333	NE0040908	1,002	Replace upgrade manholes \$50,000; Sewer line repairs \$100,000; Control upgrade WWTF \$150,000; Clarifier repair \$50,000	350,000	350,000
	78	Peru	\$51,146	NE0112232	865	Sanitary sewer evaluation survey (SSES) \$150,000; Collection system improvements for I&I reduction \$500,000; Water treatment plant backwash improvements \$350,000	\$1,000,000	\$1,000,000
	81	Petersburg	\$43,942	NE0029157	333	Replacement and rehab of existing collection system \$200,000; Wastewater system Study (PER) \$30,000	\$230,000	\$230,000
	106	Phillips	\$44,844	NE0124311	287	Collection system improvements \$50,000; Rip rap on banks \$460,000; Sludge removal \$60,000	\$570,000	\$570,000
	66	Pickrell	\$49,821	NE0045276	199	Lining 1000' of 6" mains 2019 \$40,000; Emergency generator system \$45,000; Line 1000' of 6" main 2020 \$40,000; Line 1000' of 6" main 2021 \$40,000; Line repairs 2019 \$20,000; Line repairs 2020 \$20,000; Line repairs 2021 \$20,000	\$225,000	\$225,000
	77	Pilger	\$42,500	NE0027294	352		\$0	\$0
	63	Plainview	\$41,445	NE0021741	1,246	Sewer main repairs / replace \$400,000; Lagoons rehab, sludge disposal \$150,000; Lift station \$150,000; Sewer mains / inspections \$30,000	\$730,000	\$730,000
	31	Platte Center	\$50,000	NE0046264	336	Collection system improvements & expansion & SCADA controls \$200,000	\$200,000	\$200,000
	22	Pleasant Dale	\$61,458		205	Closed circuit inspection study \$25,000	\$25,000	\$25,000
	40	Pleasanton	\$54,625	NE0045292	341	1,500 LF sewer line replacement \$100,000; Remove sludge \$100,000; Rehab inactive lagoon \$300,000	\$500,000	\$500,000

Appendix B1

Funding List	Priority Points	Community	ACS 2012-2016 Est. MHI	NPDES ID#	US Census 2010 Est. POP	Project Description(s)	Project Est. Cost	SRF Est. Funding
	90	Plymouth	\$43,750	NE0040894	409	Land application from existing lagoons \$400,000; Existing lagoon rehabilitation, depth markers, & other lagoon improvements \$600,000; Sewer collection system improvements \$300,000	\$1,300,000	\$1,300,000
	31	Polk	\$46,071	NE0021652	322	Remove sludge \$65,000; CCTV sewers & clean \$25,000; Renovate lift station \$150,000	\$240,000	\$240,000
	88	Ponca	\$52,727	NE0021687	961	Clean, televise, and repair existing sewer mains \$125,000; Lift Station repairs or replacement \$40,000; Treatment Facility equipment repairs or replacement \$150,000; Manhole rehabilitation, or replacement \$100,000; Remove flushing equipment from manholes \$50,000; Replace drainage structure \$375,000; Storm sewer repair \$100,000	\$940,000	\$940,000
	35	Potter	\$42,344	NE0113026	337	Rehabilitation of 2 lagoon cells \$475,000	\$475,000	\$475,000
	71	Prague	\$49,375	NE0046272	303	Lagoon rehabilitation \$225,000; Sanitary sewer CIPP rehabilitation \$100,000	\$325,000	\$325,000
	62	Randolph	\$44,554	NE0029149	944	Upgrade WWTF / Study (lift station, sludge treatment, backup power) 1,200,000; Sewer line repairs \$200,000; UV disinfection improvements \$250,000	\$1,650,000	\$1,650,000
F	0	Raymond	\$70,417	NE0046281	167	Lift station improvements and complete retention lagoon \$1,026,000	\$1,026,000	\$1,026,000
	53	Red Cloud	\$34,395	NE0114049	1,020	Sewer Main CIPP Improvements \$500,000; Sewer Maps \$20,000; Backup Generator \$28,000	\$548,000	\$548,000
	55	Republican City	\$36,875	NE0021636	150	Security fence around lagoons \$60,000; Rip rap on bank \$250,000; Clean & repair mains \$50,000	\$360,000	\$360,000
	35	Reynolds	\$21,818		69	Repair lagoons \$200,000	\$200,000	\$200,000
	60	Riverdale	\$56,875	NE0131946	182	Replace sewer mains (4 blocks) \$200,000; Lagoon sealing \$100,000; Lagoon rip-rap \$150,000	\$450,000	\$450,000
	0	Riverton	\$22,917		89		\$0	\$0
	50	Rockville	\$36,875	NE0114847	106	Rip rap on lagoon slopes \$100,000; Remove sludge \$50,000; Lift station rehab \$100,000; Back-up power generator & electrical \$20,000	\$270,000	\$270,000
	41	Rosalie	\$51,250		160	Sanitary sewer televising and cleaning \$50,000	\$50,000	\$50,000
	2	Roseland	\$56,071	NE0045306	235		\$0	\$0

Appendix B1

Funding List	Priority Points	Community	ACS 2012-2016 Est. MHI	NPDES ID#	US Census 2010 Est. POP	Project Description(s)	Project Est. Cost	SRF Est. Funding
	0	Rushville	\$34,063		890	Address sanitary inflow problem \$100,000; Stormwater retention pond and flood mitigation \$160,000	\$260,000	\$260,000
	51	Sargent	\$29,943	NE0032573	525	Lift pumps motor \$8,000; Two new sewer mains \$75,000; Drainage improvements \$200,000; GPS mapping \$10,000	\$293,000	\$293,000
	15	Sarpy Cnty SID #29	\$69,269		81	Upgrades and repairs to the 4 cluster systems \$150,000	\$150,000	\$150,000
F	57	Sarpy County and Sarpy Cities Wastewater Agency	\$0	N/A	0	Phase 1A \$31,000,000; Phase 1B \$34,000,000; Phase 2 \$121,000,000; Phase 3 \$45,000,000	\$231,000,000	\$5,000,000
	52	Schuyler	\$45,804	NE0042358	6,211	Add additional secondary lagoon cell for further land application \$1,000,000; Industrial area treatment \$1,000,000; Manhole rehab / sewer lining \$500,000; New pivot to replace 20+ year old pivot \$100,000	\$2,600,000	\$2,600,000
GPR	140	Scotia	\$39,250	NE0023973	318	Land application equipment & force main, splitter box, flow meter, electrical \$345,000; CCTV collection system \$25,000; Imhoff tank removal \$15,000	\$385,000	\$385,000
	70	Scottsbluff	\$37,665	NE0036315	15,039	Completion of installation of sewer main on W 42nd St. \$45,406; Sewer reline project \$78,600; Replacement of aeration system diffusers & membranes \$41,000; Replacement of sewer camera van and equipment \$185,000	\$350,006	\$350,006
	107	Scribner	\$46,765	NE0023787	857	Treatment plant modifications \$3,810,000; Lining sewer mains \$1,300,000; Study \$40,000	\$5,150,000	\$5,150,000
	38	Seward	\$61,336	NE0023876	6,964	New jet & vac truck \$175,000; New mini vac \$65,000; New extend jet \$76,000; Upgrade facility plan \$75,000	\$391,000	\$391,000
	31	Shelby	\$47,188	NE0024015	714	Grading of lagoon dikes \$25,000; Crushing of large sidewalk along dike walls \$15,000; Sealing of lagoon \$75,000; Sewer CCTV \$30,000; Repair sewer main \$75,000	\$220,000	\$220,000
	29	Shelton	\$52,917	NE0030988	1,059	Remove sludge \$50,000; Rehab inactive lagoon cell \$100,000; Sewer repairs \$50,000	\$200,000	\$200,000

Appendix B1

Funding List	Priority Points	Community	ACS 2012-2016 Est. MHI	NPDES ID#	US Census 2010 Est. POP	Project Description(s)	Project Est. Cost	SRF Est. Funding
	45	Shickley	\$50,357	NE0030767	341	Sewer collection system repairs \$100,000; Mechanical WWTF repair / improvements / replacement \$500,000; Individual water meters \$400,000	\$1,000,000	\$1,000,000
	53	Sidney	\$57,609	NE0023884	6,757	Automating transfer & supernate of primary sludge holding tank \$50,000	\$50,000	\$50,000
	17	South Bend	\$68,333		99		\$0	\$0
	48	South Sioux City	\$48,438		13,353	Stormwater project at 31st and A St. \$400,000; Stormwater project at Dakota Ave. South \$750,000; New wastewater treatment plant \$45,000,000	\$46,150,000	\$46,150,000
	90	Spencer	\$35,982	NE0049042	455	Rehab sanitary sewer mains and manholes \$250,000; Sewer plant upgrade \$1,000,000; Sewer vac truck \$100,000	\$1,350,000	\$1,350,000
	52	Springfield	\$64,242	NE0041343	1,529	WWTF improvements \$1,230,000; WWTF rehabilitation & expansion \$13,824,000; Root invasion repairs \$162,200; Collection system expansion \$8,624,000	\$23,840,200	\$23,840,200
	27	Springview	\$46,250	NEU133523	242		\$0	\$0
	90	St. Edward	\$41,750	NE0027332	705	Lagoon improvements \$150,000; Sewer line rehabilitation \$350,000; Install water meters \$365,000	\$865,000	\$865,000
	57	St. Helena	\$46,250	NE0131199	96	Install remote read meters to replace existing meters \$20,000	\$0	\$0
	56	Stamford	\$40,341	NE0021628	183	Removal of berm in old lagoon cells and repair of damaged HDPE liner with concrete rip-rap \$93,000	\$93,000	\$93,000
	44	Stanton	\$52,955	NE0029343	1,577		\$0	\$0
	45	Staplehurst	\$50,833	NE0040959	242	Lagoon with land application \$800,000; I&I - sewer main relining / manhole repair \$100,000; Replace sewer services \$50,000	\$950,000	\$950,000
	52	Steele City	\$31,250		61		\$0	\$0
	32	Steinauer	\$30,750	NE0024279	75		\$0	\$0
	17	Strang	\$40,000		29		\$0	\$0
F	85	Stratton	\$39,250	NE0026085	343	Installation of new submersible pumps, valves, piping and controls for the lift station and rehabilitation of west cell #2 of the existing WWTF with new control and equalization structures \$676,000	\$676,000	\$676,000

Appendix B1

Funding List	Priority Points	Community	ACS 2012-2016 Est. MHI	NPDES ID#	US Census 2010 Est. POP	Project Description(s)	Project Est. Cost	SRF Est. Funding
	58	Stromsburg	\$54,671	NE0024325	1,171	Proportional weirs \$40,000; Lagoon piping modifications \$75,000; New force main \$200,000; Collection system pipe replacement, manhole replacement & manhole lining \$900,000; Solar mixers \$185,000; Automatic flushing devices \$30,000	\$1,430,000	\$1,430,000
	85	Stuart	\$55,804	NE0023949	590	Facility plan \$30,000; Sewer line repairs - CIPP \$300,000; Sewer system extension / lift station(s) \$250,000; Sewer system degritting \$350,000	\$930,000	\$930,000
	31	Sumner	\$46,111	NE0045322	236	Sludge removal \$80,000; Rehab lagoon cell \$50,000	\$130,000	\$130,000
	29	Sutherland	\$67,431	NE0114855	1,286	Land application system \$284,000	\$284,000	\$284,000
	38	Sutton	\$53,333	NE0045331	1,502	Sewer main CIPP improvements \$500,000; Sewer main extensions to serve existing septic tank users and proposed areas \$300,000; Water service meters \$1,200,000	\$2,000,000	\$2,000,000
	45	Swanton	\$40,417	NE0045349	94	Sewer main rehabilitation \$250,000	\$250,000	\$250,000
	83	Syracuse	\$49,844	NE0040282	1,942	TV inspections of the sanitary sewer system \$15,000; Stormwater detention facilities \$725,000	\$740,000	\$740,000
	42	Talmage	\$34,135	NE0112526	233		\$0	\$0
GPR	45	Taylor	\$34,063	NE0113000	190	Sanitary sewer main replacement \$800,000; Land application of effluent	\$800,000	\$800,000
	53	Tekamah	\$45,313	NE0123072	1,736	I & I corrections / upgrades \$200,000; South lift station upgrade \$130,000; Grinder for main lift station \$30,000; Piping to other pivots for land application \$150,000	\$510,000	\$510,000
	79	Terrytown	\$38,462	NE0047295	1,198	Lift station rehabilitation \$150,000; Collection system rehabilitation \$30,000; SCADA upgrades including RTUs to allow SCADA to monitor lift stations \$20,000	\$200,000	\$200,000
	43	Tilden	\$47,300	NE0027910	953	Rehabilitation or replacement of a portion of the existing collection system \$500,000; Cleaning and tree root removal on existing collection system \$20,000; Sanitary sewer collection system study \$30,000	\$550,000	\$550,000
	41	Tobias	\$54,000	NE0027316	106	Sewer collection system improvements (CIPP) \$100,000	\$100,000	\$100,000

Appendix B1

Funding List	Priority Points	Community	ACS 2012-2016 Est. MHI	NPDES ID#	US Census 2010 Est. POP	Project Description(s)	Project Est. Cost	SRF Est. Funding
	22	Trumbull	\$50,000	NE0045357	205	Manhole & sewer main cleaning & inspections/replacement or repairs if any needed \$6,000	\$6,000	\$6,000
	37	Uehling	\$42,188	NE0023779	230	Backup power generator at the lift station \$50,000	\$50,000	\$50,000
	62	Unadilla	\$53,472	NE0025461	311		\$0	\$0
	66	Upland	\$57,500	NE0027952	143	Sludge removal \$90,000	\$90,000	\$90,000
	69	Utica	\$64,712	NE0045365	861	Manhole repairs \$25,000; CIPP sewer lines \$100,000; Video sewer lines \$25,000	\$150,000	\$150,000
	79	Valentine	\$45,750	NE0051489	2,737	WWTF blower / diffuser upgrades \$125,000; Development St. Seer extension \$65,000; Bacon development sewer extension \$200,000; Interceptor sewer \$2,500,000; Main Street sewer \$825,000	\$3,715,000	\$3,715,000
	27	Verdel	\$55,000		30		\$0	\$0
GPR	81	Verdigre	\$38,214	NEG671069	575	Rehab sanitary sewer mains and manholes \$250,000; Land apply lagoon effluent \$250,000; Lift station repairs \$50,000	\$550,000	\$550,000
	0	Verdon	\$39,125	NE0027928	172		\$0	\$0
	42	Waco	\$55,833	NE0045004	236		\$0	\$0
	41	Wahoo	\$52,612	NE0021679	4,508	Discharge water re-use for screening and wash water \$120,000; Digester covers \$500,000; Generator for UV unit \$25,000	\$645,000	\$645,000
	22	Wallace	\$44,531	NE0113034	366		\$0	\$0
	2	Washington	\$70,833		150		\$0	\$0
	47	Waterbury	\$47,917	NE0122220	73	New fencing around lagoon \$10,000	\$10,000	\$10,000
	93	Waterloo	\$55,938	NE0043311	848	Mains lining \$300,000; Mains replacement \$200,000; Lift station renovations \$200,000	\$700,000	\$700,000
	92	Wauneta	\$43,750	NE0023841	577	Collection system repairs \$115,000; Sewer lagoon cleaning \$30,000	\$145,000	\$145,000
	31	Wausa	\$55,714	NE0039861	634	Preliminary Engineering Report \$25,000; Sewer main and lift station repair \$250,000	\$275,000	\$275,000
	66	Waverly	\$82,500	NE0024406	3,277	Sewer main lining of clay tile sewer lines \$1,300,000	\$1,300,000	\$1,300,000
	63	Wayne	\$42,500	NE0033111	5,660	Bio-solids vehicle \$75,000; Sewer line repairs \$250,000; CCTV \$150,000; Lagoon closure \$500,000; South lift station - grinder \$60,000	\$1,035,000	\$1,035,000

Appendix B1

Funding List	Priority Points	Community	ACS 2012-2016 Est. MHI	NPDES ID#	US Census 2010 Est. POP	Project Description(s)	Project Est. Cost	SRF Est. Funding
	84	Weeping Water	\$53,750	NE0046329	1,050	Inspect and line sewer mains \$250,000	\$250,000	\$250,000
	71	West Point	\$42,077	NE0023965	3,364	Lagoon improvements for dewatering and sludge removal \$500,000; Collection system mapping & study \$30,000	\$530,000	\$530,000
	60	Whitney	\$33,750	NE0041327	77	Raise manhole rings and covers \$5,000; Sanitary Sewer Main Cleaning \$22,000; Construction of Sanitary Sewer Manholes \$7,000; Replacement of sanitary sewer mains \$132,000; Rehabilitation of lagoon cells \$300,000	\$466,000	\$466,000
	69	Wilber	\$49,464	NE0045373	1,855	CCTV sewers \$30,000; Additional aerated sludge holding tank \$350,000; Electrical replacement and upgrades \$70,000; Remove grit from oxidation ditch \$150,000	\$600,000	\$600,000
	22	Wilcox	\$47,857	NE0045381	358	Sewer line replacement / extensions \$100,000	\$100,000	\$100,000
	42	Winside	\$62,500	NE0043320	427	Sewer main repair / replacement \$100,000; Spare pump \$10,000	\$110,000	\$110,000
	2	Winslow	\$36,477		103		\$0	\$0
	94	Wisner	\$43,958	NE0023957	1,170	Sewer main rehabilitation \$100,000; WWTF repairs \$100,000; Sewer extension \$50,000	\$250,000	\$250,000
	65	Wolbach	\$37,292	NE0040088	283	Collection system investigation \$40,000; Sanitary sewer main lining / repair / reconstruction \$150,000; Rehabilitation of WWTF \$200,000	\$390,000	\$390,000
	54	Wood River	\$54,129	NE0021661	1,325	Aeration system for RBC Chamber(s) \$72,600	\$72,600	\$72,600
	89	Wymore	\$35,772	NE0021130	1,457	Rehabilitation of sanitary sewer \$300,000	\$300,000	\$300,000
	53	York	\$50,539	NE0040932	7,766	Collection system improvements \$100,000; Manhole rehab \$25,000; Demo of old WWTP \$100,000	\$225,000	\$225,000
	49	Yutan	\$62,109	NE0024376	1,174	Sanitary sewer slip lining \$100,000; Lagoon expansion \$850,000; Sanitary sewer extension \$600,000	\$1,550,000	\$1,550,000
TOTALS:							\$808,884,321	\$386,586,121

(1),(2),(3),(4) CW Needs Survey can be carried forward for up to four years if the project is in process. The number behind the community name indicates the number of years it has been carried forward from the prior year(s).

* Behind the priority points indicates communities that were in mid-process and therefore were carried over from the prior year.

F – Identifies projects that are a part of the IUP Funding List.

GPR - Identifies projects that are a part of the IUP Green Project Reserve Funding List.

2010 U.S. Census - Bureau estimated resident population, published by American Fact Finder.

2012-2016 American Community Survey (ACS) estimates, published by U.S. Census Bureau

APPENDIX B1-a**CWSRF LIST OF NEBRASKA COMMUNITIES, NRDs, SIDs, and COUNTIES**

All Nebraska communities and Sanitary Improvement Districts (SID) in this Appendix may have aging infrastructure or other wastewater issues that are not listed on the current Funding or Planning lists, but may still need investigation, maintenance, and/or replacement. Being included in this IUP and on this list does not mean the community or SID will need, seek out, or receive funding from the CWSRF, but it does recognize the community's or SID's possible future needs which may be undocumented at this time. These communities and SIDs have been given zero (0) points, while still recognizing there is likely a potential need in the thousands of dollars in each community

Community	ACS 2012-2016 Est. MHI	US Census 2010 Est. POP
Abie	\$67,143	69
Adams	\$62,778	573
Ainsworth	\$36,815	1,728
Albion	\$44,779	1,650
Alda	\$46,705	642
Alexandria	\$35,625	177
Allen	\$49,688	377
Alliance	\$52,609	8,491
Alma	\$42,500	1,133
Alvo	\$39,167	132
Amherst	\$56,250	248
Anoka	N/A	6
Anselmo	\$44,375	145
Ansley	\$42,500	441
Arapahoe	\$39,444	1,026
Arcadia	\$35,647	311
Arlington	\$69,342	1,243
Arnold	\$45,909	597
Arthur	\$33,750	117
Ashland	\$56,186	2,453
Ashton	\$37,292	194
Atkinson	\$43,065	1,245
Atlanta	\$58,125	131
Auburn	\$51,740	3,460

Community	ACS 2012-2016 Est. MHI	US Census 2010 Est. POP
Aurora	\$58,567	4,479
Avoca	\$51,250	242
Axtell	\$50,104	726
Ayr	\$51,250	94
Bancroft	\$45,139	495
Barada	\$21,250	24
Barneston	\$46,250	116
Bartlett	\$41,250	117
Bartley	\$33,563	283
Bassett	\$44,620	619
Battle Creek	\$70,000	1,207
Bayard	\$41,810	1,209
Bazile Mills	\$79,375	29
Beatrice	\$41,204	12,459
Beaver City	\$39,153	609
Beaver Crossing	\$52,625	403
Bee	\$31,125	191
Beemer	\$41,518	678
Belden	\$53,750	115
Belgrade	\$27,083	126
Bellevue	\$58,053	50,137
Bellwood	\$46,250	435
Belvidere	\$36,250	48
Benedict	\$48,125	234

Community	ACS 2012-2016 Est. MHI	US Census 2010 Est. POP
Benkelman	\$39,338	953
Bennet	\$69,107	719
Bennington	\$71,058	1,458
Bertrand	\$47,734	750
Berwyn	\$53,750	83
Big Springs	\$48,036	400
Bladen	\$44,583	237
Blair	\$47,980	7,990
Bloomfield	\$35,577	1,028
Bloomington	\$36,250	103
Blue Hill	\$41,000	936
Blue Springs	\$31,607	331
Boelus	N/A	202
Boys Town	\$55,536	745
Bradshaw	\$23,906	273
Brady	\$56,000	428
Brainard	\$58,125	330
Brewster	\$2,500	17
Bridgeport	\$43,622	1,545
Bristow	\$34,750	65
Broadwater	\$31,250	128
Brock	\$36,250	112
Broken Bow	\$43,156	3,559
Brownville	\$41,875	132

Community	ACS 2012-2016 Est. MHI	US Census 2010 Est. POP
Brule	\$41,563	326
Bruning	\$40,625	279
Bruno	\$25,750	99
Brunswick	\$29,583	138
Burchard	\$30,625	82
Burr	\$32,188	57
Burton	\$18,750	10
Burwell	\$41,250	1,210
Bushnell	\$31,250	124
Butte	\$46,250	326
Byron	\$36,250	83
Cairo	\$60,000	785
Callaway	\$44,375	539
Cambridge	\$42,557	1,063
Campbell	\$39,750	347
Carleton	\$45,556	91
Carroll	\$39,205	229
Cedar Bluffs	\$50,750	610
Cedar Creek	\$64,167	390
Cedar Rapids	\$47,159	382
Center	\$33,438	94
Central City	\$40,638	2,934
Ceresco	\$66,250	889
Chadron	\$39,740	5,851
Chambers	\$41,176	268
Chapman	\$37,083	287
Chappell	\$50,104	929
Chester	\$37,386	232
Clarks	\$33,250	369
Clarkson	\$40,769	658
Clatonia	\$39,625	231

Community	ACS 2012-2016 Est. MHI	US Census 2010 Est. POP
Clay Center	\$52,917	760
Clearwater	\$45,625	419
Clinton	\$60,313	41
Cody	\$54,583	154
Coleridge	\$56,042	473
Colon	\$72,500	110
Columbus	\$53,857	22,111
Comstock	\$52,500	93
Concord	\$36,250	166
Cook	\$41,429	321
Cordova	\$49,688	137
Cornlea	\$85,000	36
Cortland	\$54,167	482
Cotesfield	\$31,875	46
Cowles	\$43,333	30
Cozad	\$40,735	3,977
Crab Orchard	\$23,750	38
Craig	\$35,625	199
Crawford	\$34,185	997
Creighton	\$44,485	1,154
Creston	\$33,750	203
Crete	\$44,308	6,960
Crofton	\$50,833	726
Crookston	\$38,750	69
Culbertson	\$41,435	595
Curtis	\$43,269	939
Cushing	\$48,571	32
Dakota City	\$55,476	1,919
Dalton	\$42,500	315
Danbury	\$26,500	101
Dannebrog	\$40,625	303

Appendix B1-a

Community	ACS 2012-2016 Est. MHI	US Census 2010 Est. POP
Davenport	\$39,779	294
Davey	\$73,750	154
David City	\$45,917	2,906
Dawson	\$41,964	146
Daykin	\$43,750	166
Decatur	\$32,708	481
Denton	\$63,750	190
Deshler	\$40,938	747
DeWeese	\$29,821	67
DeWitt	\$43,194	513
Diller	\$58,750	260
Dix	\$34,583	255
Dixon	\$35,833	87
Dodge	\$46,985	612
Doniphan	\$49,500	829
Dorchester	\$46,538	586
Douglas	\$48,125	173
DuBois	\$38,125	147
Dunbar	\$35,000	187
Duncan	\$63,125	351
Dunning	\$41,250	103
Dwight	\$50,000	204
Eagle	\$61,136	1,024
Eddyville	\$40,833	97
Edgar	\$40,313	498
Edison	\$35,833	133
Elba	\$49,659	215
Elgin	\$48,611	661
Elk Creek	\$32,000	98
Elm Creek	\$49,167	901
Elmwood	\$63,194	634

Community	ACS 2012-2016 Est. MHI	US Census 2010 Est. POP
Elsie	\$58,438	106
Elwood	\$55,278	707
Elyria	\$66,250	51
Emerson	\$43,000	840
Emmet	\$50,000	48
Endicott	\$50,938	132
Ericson	\$41,528	92
Eustis	\$58,438	401
Ewing	\$33,929	387
Exeter	\$56,875	591
Fairbury	\$38,125	3,942
Fairfield	\$34,375	387
Fairmont	\$46,563	560
Falls City	\$41,618	4,325
Farnam	\$50,000	171
Farwell	\$33,125	122
Filley	\$42,500	132
Firth	\$54,375	590
Fordyce	\$45,000	139
Fort Calhoun	\$60,952	908
Foster	\$64,375	51
Franklin	\$43,017	1,000
Fremont	\$48,056	26,397
Friend	\$55,357	1,027
Fullerton	\$38,942	1,307
Funk	\$62,500	194
Gandy	\$23,125	32
Garland	\$44,821	216
Garrison	\$43,750	54
Geneva	\$48,026	2,217
Genoa	\$44,375	1,003

Community	ACS 20120-2016 Est. MHI	US Census 2010 Est. POP
Gering	\$52,484	8,500
Gibbon	\$50,885	1,833
Gilead	\$40,625	39
Giltner	\$56,250	352
Glenvil	\$53,571	310
Goehner	\$65,750	154
Gordon	\$34,901	1,612
Gothenburg	\$59,696	3,574
Grafton	\$43,214	126
Grand Island	\$49,118	48,520
Grant	\$52,917	1,165
Greeley	\$43,750	466
Greenwood	\$56,250	568
Gresham	\$50,865	223
Gretna	\$66,890	4,441
Gross	N/A	2
Guide Rock	\$35,469	225
Gurley	\$43,594	214
Hadar	\$72,500	293
Haigler	\$19,464	158
Hallam	\$70,833	213
Halsey	\$62,708	76
Hamlet	\$40,750	57
Hampton	\$56,429	423
Harbine	\$72,188	49
Hardy	\$42,917	159
Harrisburg	\$36,250	100
Harrison	\$32,000	251
Hartington	\$41,528	1,554
Harvard	\$46,250	1,013
Hastings	\$46,903	24,907

Appendix B1-a

Community	ACS 2012-2016 Est. MHI	US Census 2010 Est. POP
Hay Springs	\$34,671	570
Hayes Center	\$34,125	214
Hazard	\$39,583	70
Heartwell	\$42,813	71
Hebron	\$42,054	1,579
Hemingford	\$56,042	803
Henderson	\$57,604	991
Hendley	\$40,625	24
Henry	\$53,750	106
Herman	\$43,750	268
Hershey	\$60,588	665
Hickman	\$77,727	1,657
Hildreth	\$55,000	378
Holbrook	\$32,500	207
Holdrege	\$44,914	5,495
Holstein	\$43,750	214
Homer	\$39,545	549
Hooper	\$48,500	830
Hordville	\$45,938	144
Hoskins	\$48,750	285
Howard City	\$42,500	189
Howells	\$59,286	561
Hubbard	\$52,500	236
Hubbell	\$28,333	68
Humboldt	\$33,239	877
Humphrey	\$49,125	760
Huntley	\$29,250	44
Hyannis	\$49,792	182
Imperial	\$52,935	2,071
Indianola	\$54,250	584
Inglewood	\$48,125	325

Community	ACS 2012-2016 Est. MHI	US Census 2010 Est. POP
Inman	\$37,917	129
Ithaca	\$61,250	148
Jackson	\$62,500	223
Jansen	\$40,833	118
Johnson	\$46,250	328
Johnstown	\$30,833	64
Julian	\$37,500	59
Juniata	\$55,156	755
Kearney	\$51,333	30,787
Kenesaw	\$59,063	880
Kennard	\$65,500	361
Kilgore	\$47,917	77
Kimball	\$37,917	2,496
Lamar	\$22,143	23
Laurel	\$47,321	964
LaVista	\$59,401	15,758
Lawrence	\$43,750	304
Lebanon	\$54,375	80
Leigh	\$55,357	405
Leshara	\$40,000	112
Lewellen	\$31,250	82
Lewiston	\$41,667	68
Lexington	\$44,834	10,230
Liberty	\$30,625	76
Lincoln	\$51,126	258,379
Lindsay	\$54,375	255
Linwood	\$45,625	88
Litchfield	\$55,313	262
Lodgepole	\$50,179	318
Long Pine	\$29,375	305
Loomis	\$51,875	382

Community	ACS 2012-2016 Est. MHI	US Census 2010 Est. POP
Lorton	\$62,083	41
Louisville	\$57,500	1,106
Loup City	\$37,857	1,029
Lushton	\$51,250	30
Lyman	\$46,429	341
Lynch	\$30,714	245
Lyons	\$40,121	851
Madison	\$47,688	2,438
Madrid	\$43,125	231
Magnet	\$29,688	57
Malcolm	\$67,188	382
Malmo	\$74,063	120
Manley	\$60,000	178
Marquette	\$41,250	229
Martinsburg	\$40,208	94
Maskell	\$40,833	76
Mason City	\$34,688	171
Maxwell	\$60,446	312
Maywood	\$51,250	261
McCook	\$40,264	7,698
McCool Junction	\$52,857	409
McGrew	\$17,813	105
McLean	\$66,875	36
Mead	\$58,558	569
Meadow Grove	\$48,750	301
Melbeta	\$52,188	112
Memphis	\$47,500	114
Merna	\$45,125	363
Merriman	\$7,375	128
Milford	\$46,583	2,090
Miller	\$21,875	136

Appendix B1-a

Community	ACS 2012-2016 Est. MHI	US Census 2010 Est. POP
Milligan	\$33,355	285
Minatare	\$33,750	816
Minden	\$48,370	2,923
Mitchell	\$41,198	1,702
Monowi	N/A	1
Monroe	\$50,250	284
Moorefield	\$28,750	32
Morrill	\$42,917	921
Morse Bluff	\$31,250	135
Mullen	\$37,386	509
Murdock	\$48,750	236
Murray	\$60,536	463
Naper	\$26,667	84
Naponee	\$33,611	106
Nebraska City	\$42,445	7,289
Neligh	\$41,680	1,599
Nelson	\$35,556	488
Nemaha	\$29,444	149
Nenzel	\$75,000	20
Newcastle	\$38,750	325
Newman Grove	\$35,313	721
Newport	\$30,250	97
Nickerson	\$39,250	369
Niobrara	\$30,556	370
Nora	\$19,063	21
Norfolk	\$45,401	24,210
Norman	\$49,167	43
North Bend	\$57,563	1,177
North Loup	\$44,028	297
North Platte	\$46,404	24,733
Oak	\$35,000	66

Community	ACS 2012-2016 Est. MHI	US Census 2010 Est. POP
Oakdale	\$29,722	322
Oakland	\$54,250	1,244
Obert	\$30,000	23
Oconto	\$43,750	151
Octavia	\$55,938	127
Odell	\$42,143	307
Ogallala	\$35,634	4,737
Ohiowa	\$40,417	115
Omaha	\$50,827	408,958
O'Neill	\$46,250	3,705
Ong	\$33,125	63
Orchard	\$38,750	379
Ord	\$40,774	2,112
Orleans	\$40,526	386
Osceola	\$51,250	880
Oshkosh	\$41,250	884
Osmond	\$45,500	783
Otoe	\$44,583	171
Overton	\$48,967	594
Oxford	\$40,139	779
Page	\$31,250	166
Palisade	\$43,393	351
Palmer	\$49,063	472
Palmyra	\$61,406	545
Panama	\$64,861	256
Papillion	\$77,339	18,894
Pawnee City	\$29,904	878
Paxton	\$51,250	523
Pender	\$53,333	1,002
Peru	\$51,146	865
Petersburg	\$43,942	333

Community	ACS 2012-2016 Est. MHI	US Census 2010 Est. POP
Phillips	\$44,844	287
Pickrell	\$49,821	199
Pierce	\$55,813	1,767
Pilger	\$42,500	352
Plainview	\$41,445	1,246
Platte Center	\$50,000	336
Plattsmouth	\$47,178	6,502
Pleasant Dale	\$61,458	205
Pleasanton	\$54,625	341
Plymouth	\$43,750	409
Polk	\$46,071	322
Ponca	\$52,727	961
Potter	\$42,344	337
Prague	\$49,375	303
Preston	\$86,250	28
Primrose	\$56,250	61
Prosser	\$55,893	66
Ragan	\$71,250	38
Ralston	\$53,198	5,943
Randolph	\$44,554	944
Ravenna	\$47,938	1,360
Raymond	\$70,417	167
Red Cloud	\$34,395	1,020
Republican City	\$36,875	150
Reynolds	\$21,818	69
Richfield	\$63,625	43
Richland	\$51,250	73
Rising City	\$59,250	374
Riverdale	\$56,875	182
Riverton	\$22,917	89
Roca	\$75,625	220

Appendix B1-a

Community	ACS 2012-2016 Est. MHI	US Census 2010 Est. POP
Rockville	\$36,875	106
Rogers	\$62,083	95
Rosalie	\$51,250	160
Roseland	\$56,071	235
Royal	\$44,375	63
Rulo	\$42,250	172
Rushville	\$34,063	890
Ruskin	\$47,813	123
Salem	\$23,125	112
Santee	\$19,688	346
Sargent	\$29,943	525
Saronville	\$74,167	47
Schuyler	\$45,804	6,211
Scotia	\$39,250	318
Scottsbluff	\$37,665	15,039
Scribner	\$46,765	857
Seneca	\$23,333	33
Seward	\$61,336	6,964
Shelby	\$47,188	714
Shelton	\$52,917	1,059
Shickley	\$50,357	341
Sholes	\$61,875	21
Shubert	\$40,227	150
Sidney	\$57,609	6,757
Silver Creek	\$40,268	362
Smithfield	\$60,313	54
Snyder	\$41,406	300
South Bend	\$68,333	99
South Sioux City	\$48,438	13,353
Spalding	\$47,813	487
Spencer	\$35,982	455

Community	ACS 2012-2016 Est. MHI	US Census 2010 Est. POP
Sprague	\$77,083	142
Springfield	\$64,242	1,529
Springview	\$46,250	242
St. Edward	\$41,750	705
St. Helena	\$46,250	96
St. Paul	\$44,837	2,290
Stamford	\$40,341	183
Stanton	\$52,955	1,577
Staplehurst	\$50,833	242
Stapleton	\$41,667	305
Steele City	\$31,250	61
Steinauer	\$30,750	75
Stella	\$44,583	152
Sterling	\$40,250	476
Stockham	\$92,750	44
Stockville	\$46,250	25
Strang	\$40,000	29
Stratton	\$39,250	343
Stromsburg	\$54,671	1,171
Stuart	\$55,804	590
Sumner	\$46,111	236
Superior	\$35,536	1,957
Surprise	\$33,750	43
Sutherland	\$67,431	1,286
Sutton	\$53,333	1,502
Swanton	\$40,417	94
Syracuse	\$49,844	1,942
Table Rock	\$27,292	269
Talmage	\$34,135	233
Tarnov	\$46,071	46
Taylor	\$34,063	190

Community	ACS 2012-2016 Est. MHI	US Census 2010 Est. POP
Tecumseh	\$42,181	1,677
Tekamah	\$45,313	1,736
Terrytown	\$38,462	1,198
Thayer	\$57,500	62
Theford	\$50,417	188
Thurston	\$44,500	132
Tilden	\$47,300	953
Tobias	\$54,000	106
Trenton	\$31,484	560
Trumbull	\$50,000	205
Uehling	\$42,188	230
Ulysses	\$41,667	171
Unadilla	\$53,472	311
Union	\$31,875	233
Upland	\$57,500	143
Utica	\$64,712	861
Valentine	\$45,750	2,737
Valley	\$51,905	1,875
Valparaiso	\$53,750	570
Venango	\$54,688	164
Venice	\$45,859	75
Verdel	\$55,000	30
Verdigre	\$38,214	575
Verdon	\$39,125	172
Virginia	\$28,750	60
Waco	\$55,833	236
Wahoo	\$52,612	4,508
Wakefield	\$54,830	1,451
Wallace	\$44,531	366
Walthill	\$36,625	780
Washington	\$70,833	150

Appendix B1-a

Community	ACS 2012-2016 Est. MHI	US Census 2010 Est. POP
Waterbury	\$47,917	73
Waterloo	\$55,938	848
Wauneta	\$43,750	577
Wausa	\$55,714	634
Waverly	\$82,500	3,277
Wayne	\$42,500	5,660
Weeping Water	\$53,750	1,050
Wellfleet	\$43,333	78
West Point	\$42,077	3,364
Western	\$49,583	235
Weston	\$50,625	324
Whitney	\$33,750	77
Wilber	\$49,464	1,855
Wilcox	\$47,857	358
Wilsonville	\$50,625	93
Winnebago	\$28,750	774
Winnetoon	\$85,417	68
Winside	\$62,500	427
Winslow	\$36,477	103
Wisner	\$43,958	1,170
Wolbach	\$37,292	283
Wood Lake	\$32,500	63
Wood River	\$54,129	1,325
Wymore	\$35,772	1,457
Wynot	\$49,063	166
York	\$50,539	7,766
Yutan	\$62,109	1,174

Natural Resources Districts			
Central Platte NRD	Lower Niobrara NRD	Nemaha NRD	Upper Big Blue NRD
Lewis & Clark NRD	Lower Platte North NRD	North Platte NRD	Upper Elkhorn NRD
Little Blue NRD	Lower Platte South NRD	Papio-Missouri River NRD	Upper Loup NRD
Lower Big Blue NRD	Lower Republican NRD	South Platte NRD	Upper Niobrara – White NRD
Lower Elkhorn NRD	Middle Niobrara NRD	Tri-Basin NRD	Upper Republican NRD
Lower Loup NRD	Middle Republican NRD	Twin Platte NRD	

COUNTIES								
Adams	Butler	Dawes	Gage	Hitchcock	Knox	Nemaha	Richardson	Stanton
Antelope	Cass	Dawson	Garden	Holt	Lancaster	Nuckolls	Rock	Thayer
Arthur	Cedar	Deuel	Garfield	Hooker	Lincoln	Otoe	Saline	Thomas
Banner	Chase	Dixon	Gosper	Howard	Logan	Pawnee	Sarpy	Thurston
Blaine	Cherry	Dodge	Grant	Jefferson	Loup	Perkins	Saunders	Valley
Boone	Cheyenne	Douglas	Greeley	Johnson	Madison	Phelps	Seward	Washington
Box Butte	Clay	Dundy	Hall	Kearney	McPherson	Pierce	Scotts Bluff	Wayne
Boyd	Colfax	Fillmore	Hamilton	Keith	Merrick	Platte	Sheridan	Webster
Brown	Cuming	Franklin	Harlan	Keya Paha	Morrill	Polk	Sherman	Wheeler
Buffalo	Custer	Frontier	Hayes	Kimball	Nance	Red Willow	Sioux	York
Burt	Dakota	Furnas						

Sanitary Improvement Districts	
Butler Co. SID #1, Clear Lake Residential Association (Columbus)	Platte Co. SID #7, Whitetail Lake (Columbus)
Cass Co. SID #2, Cass Greenwood Interchange (Omaha)	Polk Co. SID #1, Duncan Lakes (Omaha)
Cass Co. SID #5, Buccaneer Bay (Plattsmouth)	Sarpy Co. SID #29, Westridge Farms (Gretna)
Dodge Co. SID #3, Lake Ventura (Fremont)	Sarpy Co. SID #101, Hanson's Lake (Bellevue)
Douglas Co. SID #128, Twilight Hills (Omaha)	Sarpy Co. SID #97, Hawaiian Village (Papillion)
Douglas Co. SID #177, Riverside Lake (Omaha)	Saunders Co. SID #8, Woodcliff Lake (Omaha)
Gosper Co. SID #1, Johnson Lake (Elwood)	Stanton Co. SID #1, Woodland Park (Norfolk)
Lancaster Co. SID #5, Cheney (Lincoln)	

Due to the high number of county SIDs in Nebraska, the NDEQ shall consider all registered and affiliated Nebraska SIDs to be included in with the Appendix B1-a list.

APPENDIX B2**DWSRF PROJECT PRIORITY PLANNING LIST – ALPHABETICAL ORDER**

RTP CODE	PRIORITY POINTS	PUBLIC WATER SYSTEM	PWS NUMBER	POP.	PROJECT DESCRIPTION	ESTIMATED PROJECT COST
TDF	100	ABIE, VILLAGE OF	NE3102305	69	Interconnect w/Lower Platte North NRD - Bruno RWD & New Meters	\$710,000
LOAN	90	ADAMS, VILLAGE OF - SFY 2017	NE3106712	573	Replace Well due to Nitrates or Upgrade WTP, Replace Tower & Mains	\$3,850,000
PER NO	15	AINSWORTH, CITY OF	NE3101702	1728	Replace Meters & Rehab Tower	\$860,000
NO	25	ALLBEE'S SUBDIVISION	NE3120064	65	Rehab Well, Storage and Mains	\$94,000
FNSI	120	ALBION, CITY OF	NE3101102	1650	Backup Well due to Selenium, Replace Mains & Meters	\$1,060,000
NO	60	ALDA, VILLAGE OF	NE3107909	642	Replace & Loop Mains	\$700,000
USDA	120	ALEXANDRIA, VILLAGE OF	NE3116910	177	Backup Well & Replace Mains	\$750,000
PER NO	155	ALLEN, VILLAGE OF	NE3105101	377	Replace Well due to Nitrates, Replace Tower & Mains	\$1,550,000
NO	60	ALMA, CITY OF	NE3108307	1133	Replace Mains	\$650,000
NO	60	AMHERST, VILLAGE OF	NE3120041	248	Replace Mains & Rehab Tower	\$275,000
NO	15	ANSELMO, VILLAGE OF	NE3104103	145	Replace Mains	\$5,000
NO	30	ANSLEY, VILLAGE OF	NE3104104	441	Replace Meters & Mains, Rehab Tank	\$490,000
NO	15	ARAPAHOE, CITY OF	NE3106506	1026	Replace Mains & Meters	\$150,000
TDF	25	ARCADIA, VILLAGE OF	NE3117503	311	Replace Mains & New Meters	\$557,000
NO	15	ASHTON, VILLAGE OF	NE3116301	194	Replace Meters	\$125,000
NO	30	ATKINSON, CITY OF	NE3108905	1245	Loop Mains	\$400,000
TDF	40	ATLANTA, VILLAGE OF	NE3113706	131	Transmission Main & New Meters	\$250,000
PER NO	30	AUBURN, CITY OF	NE3112703	3460	Aquifer Recharge	\$878,000
LOAN	135	AURORA, CITY OF	NE3108101	4479	Replace Well due to Nitrates	\$902,000

Appendix B2

NO	155	AURORA, CITY OF	NE3108101	4479	New Tower, Pump Station & Well due to Nitrates, Rehab Wells w/ VFDs, Loop Mains or Potential WTP	\$20,150,000
NO	15	BARTLEY, VILLAGE OF	NE3114502	283	Replace Hydrants	\$7,500
NO	135	BASSETT, CITY OF	NE3114902	619	Replace Well due to Nitrates & Replace Mains	\$550,000
TDF	15	BATTLE CREEK, CITY OF	NE3111915	1207	Replace & Loop Mains, Install Meters	\$700,000
PER NO	60	BAYARD, CITY OF	NE3112302	1209	Replace Tower	\$850,000
USDA	175	BEAVER CITY, CITY OF	NE3106505	609	Replace Wells lost due to spill, Replace Tank & Meters	\$2,935,000
TDF	25	BEAVER CROSSING, VILLAGE OF	NE3115911	403	New Meters & Main Improvements	\$700,000
NO	60	BELDEN, VILLAGE OF	NE3102707	115	Replace Mains	\$100,000
NO	100	BELGRADE, VILLAGE OF	NE3112501	126	Replace Tank & New Meters	\$440,000
NO	60	BELLWOOD, VILLAGE OF	NE3102306	435	Replace Mains & Repaint Tower	\$185,000
USDA	155	BENEDICT, VILLAGE OF	NE3118703	234	New Well due to Nitrates, Tower Rehab, Replace Mains & Meters - SFY 2019	\$870,000
NO	45	BENKELMAN, CITY OF	NE3105701	953	Mains & WTP Modifications	\$260,000
PER NO	70	BENNET, VILLAGE OF	NE3110910	719	Replace or Rehab Tower, Replace Mains & Pumps	\$1,600,000
TDF	15	BERTRAND, VILLAGE OF	NE3113707	750	Replace Mains & New Meters	\$700,000
NO	30	BIC JOINT WATER AGENCY	NE3121227	1930	New Well for Capacity, add Chlorine Feed System, SCADA upgrades, & Relocate Mains	\$882,000
PER NO	70	BLADEN, VILLAGE OF	NE3118303	237	Replace Well & Mains	\$500,000
LOAN	60	BLAIR, CITY, OF - SFY 2019	NE3117905	7990	Booster Station Improvements & Replace Mains	\$1,400,000
PER YES	100	BLAIR, CITY, OF	NE3117905	7990	New Intake Building	\$14,500,000
PER NO	90	BLAIR, CITY, OF	NE3117905	7990	New Tower w/Transmission Main, WTP Expansion & NDPES Required Discharge Improvements	\$25,500,000
NO	15	BLOOMFIELD, CITY, OF	NE3110708	1028	Repaint Tower, Replace Mains & Meters	\$500,000
NO	35	BLOOMINGTON, VILLAGE OF	NE3106106	103	Rehab Tank, Replace Meters & Mains	\$300,000

Appendix B2

NO	80	BRADSHAW, VILLAGE OF	NE3118704	273	Replace Standpipe & Loop Mains	\$1,150,000
NO	90	BRADY, VILLAGE OF	NE3111102	428	Replace Well, Replace & Loop Mains	\$600,000
PER NO	160	BRAINARD, VILLAGE OF	NE3102304	330	Replace Well or Treatment due to Selenium & Replace Mains	\$3,000,000
NO	15	BRIDGEPORT, CITY OF	NE3112303	1545	Repaint Tower, Replace Mains & WTP Resins	\$575,000
USDA	135	BRISTOW, VILLAGE OF - SFY 2018	NE3010502	65	Rehab Tank or Interconnect w/local RWD	\$150,000
NO	15	BROADWATER, VILLAGE OF	NE3112301	112	Repaint Tower	\$55,000
NO	15	BROWNVILLE, VILLAGE OF	NE3112704	132	Replace Meters	\$38,000
NO	15	BRUNSWICK, VILLAGE OF	NE3100309	138	Mains	\$100,000
PER NO	175	BURR, VILLAGE OF - SFY 2018	NE3113110	57	Interconnected w/ RWD, in part due to Nitrates, & Meters	\$330,000
NO	60	BURWELL, CITY OF	NE3107101	1210	Replace Mains	\$15,000
NO	15	BUSHNELL, VILLAGE OF	NE3110504	124	Rehab Tower	\$45,000
NO	120	CAIRO, VILLAGE OF - SFY 2018	NE3107906	785	New Well due to Arsenic	\$455,000
NO	30	CAMBRIDGE, CITY OF	NE3106504	1063	Mains	\$49,000
NO	60	CAMPBELL, VILLAGE OF	NE3106107	347	Replace Mains	\$150,000
NO	60	CARLETON, VILLAGE OF	NE3116904	91	Replace Mains & New Meters	\$400,000
NO	30	CARROLL, VILLAGE OF	NE3118102	229	Loop & Replace Mains	\$250,000
CatEx	60	CASS CO RWD NO. 1	NE3102521	3297	Replace Mains & Rehab Tower	\$2,077,000
YES	30	CASS CO RWD NO. 2	NE3120304	2500	Transmission & Loop Mains	\$358,000
PER NO	160	CEDAR BLUFFS, VILLAGE OF	NE3115504	610	Treatment or Interconnect w/RWS due to Arsenic	\$4,820,000
NO	60	CEDAR RAPIDS, VILLAGE OF	NE3101101	382	Replace Mains & Upgrade Meters	\$300,000
PER NO	130	CEDAR-KNOX RWD	NE3120303	3056	WTP Rehab, New Wellfield or Interconnect with Yankton to address THM A.O., Replace Tank & Replace Mains	\$7,600,000
NO	25	CENTER, VILLAGE OF	NE3110707	94	Replace Mains, Rehab Tank & Well	\$105,000
FNSI	135	CENTRAL CITY, CITY OF	NE3112102	2934	Blending Transmission Main due to Nitrates & Replace Mains	\$2,500,000

Appendix B2

NO	30	CERESCO, VILLAGE OF	NE3115503	889	New Well, Replace Mains & Meters	\$425,638
NO	135	CHADRON MUNICIPAL AIRPORT - SFY 2016	NE3120740	5851	Replace Well due to Nitrates & Rehab Tank	\$20,000
PER YES	60	CHADRON, CITY OF - SFY 2019	NE3104507	5851	Replace Pumps, Mains & Meters, Rehab Tanks & Wells	\$1,500,000
PER NO	80	CHAMBERS, VILLAGE OF	NE3108901	268	Replace Mains & Pressure Tank Piping	\$700,000
NO	25	CHAPMAN, VILLAGE OF	NE3120819	287	Repaint Tower, Replace Mains & Meters	\$450,000
PER NO	120	CHAPPELL, CITY OF - SFY 2018	NE3104901	929	Replace Wells due to Arsenic, Repaint Tower, Replace Mains & Pumps	\$800,000
NO	175	CHESTER, VILLAGE OF	NE3116906	232	Replace Well due to Nitrates, Replace Mains, Rehab Tower & New Meters	\$1,305,000
NO	90	CHEYENNE CO. SID #1	NE3103307	80	Replace Mains	\$500,000
NO	135	CHRIST LUTHERAN CHURCH AND SCHOOL - SFY 2016	NE3150006	70	Treatment due to Nitrates	\$2,500
NO	60	CLARKS, VILLAGE OF	NE3112101	369	Replace Mains	\$70,000
NO	60	CLARKSON, CITY OF	NE3103703	658	Replace Well & Mains	\$500,000
PER NO	60	CLAY CENTER, CITY OF	NE3103506	760	Replace Well, Replace & Loop Mains	\$1,052,850
USDA	30	CLAY CENTER, CITY OF	NE3103506	760	Replace Mains & New Meters	\$1,152,150
USDA	55	CLAY CO SID #1 - SFY 2016	NE3120603	150	Replace Mains & Meters	\$1,030,400
TDF	60	CLEARWATER, VILLAGE OF	NE3100308	419	Replace Mains & Chemical Feeder	\$55,000
NO	80	CLEARVIEW UTILITIES CORP.	NE3120029	115	Interconnect w/ Kearney	\$500,000
PER NO	140	CODY, VILLAGE OF - SFY 2017	NE3103101	154	Replace Well due Arsenic, Replace Mains & Meters, Repaint Tank	\$750,000
TH PER not RTP	135	COLERIDGE, VILLAGE OF - SFY 2019	NE3102706	473	New Well w/ Transmission Main due to Nitrates	\$475,000
NO	15	COMSTOCK, VILLAGE OF	NE3104110	93	Rehab Tower & Well, Replace Meters	\$140,000
NO	80	CONCORD, VILLAGE OF	NE3105103	166	Replace Well, Replace Mains & Meters	\$485,000

Appendix B2

PER NO	30	COZAD, CITY OF	NE3104701	3977	Trunk Main & Replace Meters	\$900,000
PER NO	100	CRAIG, CITY OF	NE3102105	199	Replace Standpipe, Mains & Meters, Rehab Wells & WTP	\$1,630,000
NO	70	CRAWFORD, CITY OF	NE3104505	997	Replace Mains & Meters	\$1,850,000
NO	40	CREIGHTON, CITY OF	NE3110705	1154	Upgrade WTP, Rehab Well & Tower, Replace Mains & Meters	\$1,410,000
PER NO	130	CRESTON, VILLAGE OF	NE3114114	203	Backup Well, Replace Mains & Meters	\$1,330,000
PER NO	60	CRETE, CITY OF	NE3115104	6960	Replace Mains, New Well & Possible WTP Upgrade	\$3,860,000
NO	60	CROFTON, CITY OF	NE3110704	726	Replace Mains	\$500,000
PER NO	55	CROOKSTON, VILLAGE OF	NE3103102	69	Rehab Tank, Rehab Well, Replace Mains & Meters	\$500,000
NO	120	CULBERTSON, VILLAGE OF	NE3108702	595	Rehab or Replace Well due to Arsenic	\$250,000
PER NO	60	CURTIS, CITY OF	NE3106302	939	Replace Mains & Meters, Renovate Wells	\$943,300
NO	60	DAKOTA CO RURAL WATER - SFY 2019	NE3120302	1995	Replace Standpipe & Booster Station	\$400,000
NO	60	DALTON, VILLAGE OF	NE3103305	315	Replace Mains & Rehab Wells	\$202,000
NO	175	DANBURY, VILLAGE OF	NE3114501	101	Replace Well due to Nitrates, Replace Reservoir, Mains & New Meters	\$710,000
NO	90	DANNEBROG, VILLAGE OF	NE3109303	303	New Well due to secondary contaminants, Replace & Loop Mains, Replace Tower & Meters	\$1,320,000
PER NO	165	DAVEY, VILLAGE OF	NE3110911	154	Replace Well lost due to Nitrates, Replace & Loop Mains	\$1,150,000
NO	60	DAVID CITY, CITY OF - SFY 2019	NE3102301	2906	Replace Mains & Rehab (or Replace) WTP	\$550,000
NO	100	DAWES CO RWD #1	NE3104502	244	Replace Tank & Mains, Backup Power	\$3,154,800
NO	90	DAWSON, VILLAGE OF - SFY 2018	NE3114703	146	New Well or Interconnect w/RWD due to poor quality	\$150,000
NO	60	DAYKIN, VILLAGE OF	NE3109506	166	Replace Mains	\$100,000
NO	70	DECATUR, VILLAGE OF	NE3102104	481	Replace Well & Meters, Rehab WTP	\$650,000
NO	60	DEWEESE, VILLAGE OF	NE3120030	67	Replace Mains	\$50,000

Appendix B2

NO	90	DILLER, VILLAGE OF - SFY 2016	NE3109505	260	Backup Well & Replace Mains	\$325,000
NO	130	DIXON, VILLAGE OF - SFY 2019	NE3105102	87	Backup Well	\$390,000
PER NO	175	DODGE, VILLAGE OF - SFY 2019	NE3105307	612	New Well(s) to address Nitrates, Corrosion Control, Replace Tower & Mains	\$4,655,000
TDF	15	DONIPHAN, VILLAGE OF	NE3107905	829	Replace Mains	\$50,000
CatEx	60	DORCHESTER, VILLAGE OF	NE3115103	586	Replace Mains	\$750,000
NO	15	DUBOIS, VILLAGE OF	NE3113301	147	Tank Mixer	\$5,000
PER NO	80	DUNCAN, VILLAGE OF	NE3114113	351	Replace Tower & Mains	\$1,410,000
NO	100	DUNNING, VILLAGE OF	NE3100901	103	Replace Mains & Rehab Tank	\$550,000
PER NO	150	DWIGHT, VILLAGE OF - SFY 2019	NE3102303	204	Replace Well or Treatment due to Arsenic, Rehab Tower, Replace Mains & Meters	\$1,170,000
NO	15	EAGLE, VILLAGE OF	NE3102303	1024	Replace Meters	\$130,000
USDA	200	EDGAR, CITY OF	NE3103505	498	Interconnect to Fairfield to address Nitrate A.O.	\$3,000,000
NO	35	EDISON, VILLAGE OF	NE3106503	133	Replace Meters & Mains, Rehab Tower & Well	\$375,000
LOAN	60	ELGIN, CITY OF	NE3100307	661	Replace Mains	\$750,000
NO	60	ELGIN, CITY OF	NE3100307	661	Replace Tower	\$900,000
NO	60	ELMWOOD, VILLAGE OF	NE3102516	634	New Well, Replace Mains & Meters	\$455,000
NO	120	ELM CREEK, VILLAGE OF - SFY 2019	NE3101908	901	New Well due to VOCs/SOCs & Replace Mains	\$530,000
NO	15	ELSIE, VILLAGE OF	NE3113504	106	Replace Meters, Rehab Well & Tower	\$124,000
TDF	15	ELWOOD, VILLAGE OF	NE3107308	707	New Meters, Replace Wellhouse & Mains	\$935,000
NO	15	EMERSON, VILLAGE OF	NE3104305	840	Rehab WTP Backwash Discharge	\$100,000
USDA	100	ENDICOTT, VILLAGE OF - SFY 2017	NE3109508	132	Rehab WTP, Replace Tank, Main & Meters	\$822,200
NO	175	ERELWINE MOBILE HOME PARK - SFY 2019	NE3120062	12	Interconnect w/ Ogallala due to Nitrates	\$475,000
FNSI	80	EWING, VILLAGE OF	NE3108902	387	Replace Tank & Loop Mains, Rehab Well	\$1,060,000
NO	30	EXETER, VILLAGE OF	NE3105906	591	Mains	\$80,000
NO	60	FALLS CITY, CITY OF	NE3114705	4325	Replace Mains & Decommission Wells	\$285,000

Appendix B2

FNSI	105	FAIRBURY, CITY OF - SFY 2019	NE3109507	3942	Corrosion Control due to Copper Advisory, Replace Mains & Pumps, Repaint Tower	\$3,700,000
FNSI	155	FAIRFIELD, CITY OF	NE3103503	387	New Well for Interconnection due to Nitrates, New Well for Sustainable Water Supply due to planned system Interconnection, Repaint Tower & Replace Mains	\$1,020,000
NO	60	FAIRMONT, CITY OF	NE3105902	560	Replace Mains	\$300,000
NO	15	FARNAM, VILLAGE OF	NE3104703	171	Rehab Well	\$20,000
PER NO	100	FARWELL, VILLAGE OF	NE3109302	122	Replace Well, Mains & Meters, Repaint Tank	\$1,410,000
PER NO	70	FIRTH, VILLAGE OF	NE3110912	590	Replace Well, Mains & Meters	\$1,315,000
NO	130	FORDYCE, VILLAGE OF	NE3102701	139	Replace Well due to TTHMs	\$250,000
NO	70	FORT CALHOUN, CITY OF	NE3117907	908	Replace Tower, Replace & Loop Mains	\$1,742,400
NO	15	FRANKLIN, CITY OF	NE3106104	1000	Replace Meters & Mains, Backup Power	\$1,100,000
NO	30	FREMONT, CITY OF	NE3105312	26397	New Wells	\$2,750,000
NO	60	FRIEND, CITY OF	NE3115102	1027	Replace Mains	\$150,000
PER NO	120	FULLERTON, CITY OF	NE3112503	1307	Replace Wells due to Selenium	\$860,000
TDF	60	FUNK, VILLAGE OF	NE3113701	194	Replace Well	\$250,000
PER NO	70	GARLAND, VILLAGE OF	NE3115901	216	Replace Mains & Iron Sequestration	\$440,000
NO	30	GENEVA, CITY OF	NE3105905	2217	New Well, Loop & Replace Mains	\$1,000,000
NO	60	GERING, CITY OF - SFY 2019	NE3115717	8500	Replace Mains & Repaint Tanks	\$4,134,500
NO	55	GIBBON, CITY OF	NE3101907	1833	Treatment due to Iron/Mg, Replace & Pig Water Mains, Replace Meters & Rehab Wells	\$5,400,000
NO	30	GILTNER, VILLAGE OF	NE3108103	352	Replace & Loop Mains	\$300,000
NO	45	GOEHNER, VILLAGE OF	NE3103504	154	Sequestering for Iron/Mg & New Meters	\$200,000
TDF	15	GLENVIL, VILLAGE OF	NE3103504	310	Replace Valves	\$50,000
TDF	135	GLENVIL, VILLAGE OF - SFY 2019	NE3103504	310	Replace Well due to Nitrates & Mains	\$400,000
NO	60	GORDON, CITY OF	NE3116104	1612	Replace Mains & Meters	\$1,500,000

Appendix B2

TDF	130	GOTHENBURG, CITY OF	NE3104702	3574	New Wellfield due to Arsenic, Replace & Loop Mains, Rehab Well & New Meters	\$11,000,000
NO	15	GRAFTON, VILLAGE OF	NE3015904	126	Replace Valves	\$50,000
NR	160	GREEN ACRES MOBILE HOME COURT - SFY 2016	NE3105306	200	Treatment to address Nitrate A.O.	\$30,000
NO	70	GREELEY, VILLAGE OF	NE3107701	466	Replace WTP Tank & Meters	\$1,100,000
NO	55	GRESHAM, VILLAGE OF	NE3118702	223	Replace Meters & Mains, Iron Sequestration	\$400,000
NO	30	GRETNA, CITY OF	NE3115303	4441	Loop Mains	\$780,000
NO	60	GUIDE ROCK, VILLAGE OF	NE3120358	225	Replace & Loop Mains	\$100,000
NO	35	HAIGLER, VILLAGE OF	NE3105702	158	Replace Meters & Mains, Rehab Well	\$223,000
NO	70	HALLAM, VILLAGE OF	NE3110922	213	Replace Well & Mains	\$870,000
NO	15	HAMPTON, VILLAGE OF	NE3108102	423	Repaint Tower, Rehab Well & Main Improvements	\$300,000
NO	70	HARDY, VILLAGE OF	NE3112902	159	Replace Mains & Meters	\$259,000
NO	15	HARBINE, VILLAGE OF	NE3109510	49	Security Fencing	\$15,000
PER YES	135	HARTINGTON, CITY OF	NE3102702	1554	Replace Well due to Nitrates, Replace Mains & Repaint Tank	\$795,000
CWSR F	135	HASTINGS, CITY OF - SFY 2018	NE3100101	24907	Replace Wells lost due to Nitrates, Rehab Wells & Replace Mains/Mains	\$15,600,000
YES	135	HASTINGS, CITY OF	NE3100101	24907	Replace Well lost due to Nitrates	\$850,000
PER NO	60	HAY SPRINGS, CITY OF	NE3116102	570	Replace Mains & Meters, New Well & Rehab Tank	\$515,500
PER NO	100	HAYES CENTER, VILLAGE OF	NE3108502	214	Replace Tank due to Low Pressures, Replace & Loop Mains, Replace Meters	\$1,209,000
NO	135	HEBRON, CITY OF	NE3116901	1579	New Well due to Nitrates & Replace Mains	\$1,305,000
NO	15	HERMAN, VILLAGE OF	NE3117908	268	Rehab Water Tank, Replace Mains, Replace Meters	\$110,000
NO	120	HERSHEY, VILLAGE OF - SFY 2018	NE3111101	665	Replace Well lost due to Uranium	\$500,000
NO	30	HEMINGFORD, VILLAGE OF	NE3101303	803	Loop & Replace Mains, Rehab Well, Replace Meters	\$1,150,000
NO	30	HENDERSON, CITY OF	NE3118701	991	Loop & Replace Mains	\$60,000
PER YES	40	HICKMAN, CITY OF	NE3110917	1657	New Tower, Replace & Loop Mains	\$4,075,000

Appendix B2

TDF	145	HILDRETH, VILLAGE OF	NE3106105	378	Replace Well due to Nitrates, with blending Transmission Main	\$720,000
NO	15	HOLBROOK, VILLAGE OF	NE3120042	207	Replace Meters	\$35,000
PER NO	135	HOLDREGE, CITY OF	NE3113705	5495	Replace Wells due to Nitrates, Replace Mains & Replace Meters	\$1,750,000
NO	30	HOLSTEIN, VILLAGE OF	NE3100103	214	Loop Mains	\$75,000
PER NO	60	HOMER, VILLAGE OF	NE3104304	549	Replace Mains	\$450,000
NO	60	HOOPER, CITY OF	NE3105310	830	Replace Mains	\$400,000
NO	70	HOSKINS, VILLAGE OF	NE3118101	285	Replace Well, Replace & Loop Mains	\$700,000
NO	15	HOWELLS, VILLAGE OF	NE3103704	561	Replace Meters	\$170,200
USDA	100	HUBBELL, VILLAGE OF	NE3116903	68	Replace Well, Replace Mains & New Meters	\$910,000
YES	60	HUMPHREY, CITY OF	NE3114103	760	Replace Mains	\$250,000
PER NO	120	HUMPHREY, CITY OF - SFY 2018	NE3114103	760	Blending Transmission Main to address Arsenic & Selenium	\$250,000
TDF	100	HYANNIS, VILLAGE OF	NE3107501	182	Replace Tank, Mains & New Meters	\$1,230,000
PER NO	120	IMPERIAL, CITY OF	NE3102902	2071	Replace Well due to Arsenic, Rehab Well, Replace Mains & Meters	\$650,000
NO	60	INDIANOLA, CITY OF	NE3114506	584	Replace Mains & Upgrade Meters	\$415,500
NO	130	JACKSON, VILLAGE OF	NE3104302	223	Replace Well lost due to Uranium, Rehab Tank & Replace Meters	\$460,000
PER NO	175	JANSEN, VILLAGE OF	NE3109509	118	Rehab Tower due to Coliform, Backup Well, Replace & Loop Mains, Replace Lead Service Lines & Meters	\$2,050,000
TDF	60	JUNIATA, VILLAGE OF	NE3100107	755	Replace Well or Interconnect w/ Hastings & New Meters	\$1,140,000
NO	135	KBC ESTATES - SFY 2018	NE3108908	100	Replace Well due to Nitrates	\$97,000
NO	30	KEARNEY, CITY OF	NE3101906	30787	New Tower & Booster Station, Replace & Loop Mains	\$27,702,600
LOAN	15	KEARNEY, CITY OF	NE3101906	30787	Mains	\$925,000
NO	60	KIMBALL, CITY OF	NE3110501	2496	Replace Well, Mains & Meters, Repaint Tank	\$1,425,000
NO	15	LAKELAND ESTATES WATER CO	NE3105514	1469	Water Meters	\$125,000

Appendix B2

PER NO	120	LAUREL, CITY OF	NE3102705	964	Blending Transmission Main due to Selenium, Loop Mains & Replace Meters	\$1,100,000
YES	30	LANCASTER COUNTY RWD NO. 1	NE3110909	4728	New Well & Mains	\$1,300,000
NO	70	LAWRENCE, VILLAGE OF	NE3112901	304	Replace Mains & Meters	\$500,000
USDA	175	LEBANON, VILLAGE OF	NE3114505	80	Replace Well due to Arsenic, Replace Tanks in part due to Coliform, Replace Mains & Meters	\$1,110,000
NO	30	LEIGH, VILLAGE OF	NE3103705	405	Loop & Replace Mains	\$265,000
NO	135	LEXINGTON, CITY OF	NE3104708	10230	New Wells due to Nitrates & Arsenic w/ Transmission Main	\$1,615,000
NO	15	LIBERTY, VILLAGE OF	NE3106701	76	Repaint Tank, Replace Mains & Meters	\$40,170
YES	30	LINCOLN, CITY OF - SFY 2018	NE3110926	258379	New Collector Well, Replace/Rehab Wells, Repaint Reservoirs, Replace Mains & Meters	\$70,970,000
LOAN	90	LINDSAY, VILLAGE OF	NE3114104	255	Replace Tower & Mains	\$1,632,000
NO	15	LITCHFIELD, VILLAGE OF	NE3116302	262	Upgrade Meters	\$50,000
NO	70	LITTLE BLUE NRD RWD 1	NE3109504	1540	Replacement Wells or Pumphouse Improvements	\$2,500,000
PER NO	160	LODGEPOLE, VILLAGE OF	NE3103304	318	New Wellfield or Treatment due to Arsenic, Replace Tank & Mains, Replace Meters	\$10,100,000
NO	15	LONG PINE, CITY OF	NE3101701	305	Rehab Tank	\$48,000
TDF	145	LOOMIS, VILLAGE OF	NE3113702	382	Replace Well due to Nitrates, Replace Mains & New Meters	\$1,050,000
NO	60	LOUP CITY, CITY OF	NE3116303	1029	Replace Mains & Rehab Tower	\$325,000
NO	15	LOWER REPUBLICAN RWD #1	NE3121196	230	Replace Meters	\$57,839
NO	60	LYMAN, VILLAGE OF	NE3115710	341	Replace Mains	\$175,000
NO	60	LYNCH, VILLAGE OF	NE3115710	341	Replace Mains	\$100,000
NO	70	LYONS, CITY OF	NE3102103	851	Replace WTP Filters, Rehab and/or Replace Wells, Rehab Tower	\$1,700,000
PER NO	30	MADISON, CITY OF	NE3111916	2438	Mains	\$500,000
NO	80	MALCOLM, VILLAGE OF	NE3110923	382	Replace & Loop Mains, Update Controls, VFDs, Standby Generator & Replace Meters	\$1,589,160
NO	15	MALMO, VILLAGE OF	NE3115510	120	Well Controls	\$10,000
NO	15	MANLEY, VILLAGE OF	NE3102513	178	Replace Meters & Valves	\$115,000

Appendix B2

NO	140	MARQUETTE, VILLAGE OF	NE3108105	229	New or Rehab Well due to SOCs, Replace Mains	\$830,000
PER NO	185	MARTINSBURG, VILLAGE	NE3105108	94	Replace Well due to Uranium A.O. & Replace Tank	\$981,700
PER NO	130	MASKELL, VILLAGE OF - SFY 2017	NE3105104	76	Backup Well or Interconnect w/RWD, Replace Meters	\$605,000
NO	15	MASON CITY, VILLAGE OF	NE3104109	171	Replace Mains	\$80,000
NO	60	MCCOOK, CITY OF	NE3114504	7698	Replace Mains, Upgrade WTP & Replace Media, Replace Pump & Meters	\$5,219,000
NO	145	MCCOOL JUNCTION, VILLAGE OF	NE3120195	409	Replace Well due to Nitrates & Replace Mains	\$860,000
USDA	150	MEAD, VILLAGE OF - SFY 2018	NE3115509	569	New Well(s) and/or Treatment to address Arsenic, Replace Water Tower	\$3,600,000
NO	15	MEADOW GROVE, VILLAGE OF	NE3111917	301	Replace Mains	\$150,000
NO	35	MERRIMAN, VILLAGE OF	NE3103103	128	Rehab Well	\$75,000
YES	60	METROPOLITAN UTILITIES DISTRICT - SFY 2018	NE3105507	600354	Partial Rehab of WTP, Loop & Replace Mains, Repaint Tanks, Replace Meters, WTP Discharge Improvements per NPDES Permits	\$183,810,000
LOAN	135	MILFORD, CITY OF	NE3115907	2090	Replace Well(s) w/Blending Transmission Main due to Nitrates & Replace Mains	\$1,150,000
NO	80	MILLER, VILLAGE OF	NE3101903	136	Replace Mains & Meters	\$230,000
NO	165	MILLIGAN, VILLAGE OF	NE3105907	285	New Well due to Nitrates & Main Improvements	\$900,000
NO	15	MINATARE, CITY OF	NE3115702	816	Replace Mains	\$25,000
PER NO	60	MINDEN, CITY OF	NE3109904	2923	Replace Mains, Rehab Well & Upgrade WTP	\$2,890,000
NO	70	MITCHELL, CITY OF	NE3115703	1702	Replace Tank & Meters, Loop Mains & Rehab Well	\$2,095,000
NO	70	MONROE, VILLAGE OF - SFY 2019	NE3114102	284	Replace Tank & Mains	\$500,000
NO	35	MOOREFIELD, VILLAGE OF	NE3106304	32	Rehab Tower	\$75,000
NO	15	MORRILL, VILLAGE OF	NE3115708	921	Replace Mains	\$325,125
USDA	130	MORSE BLUFF, VILLAGE OF	NE3115507	135	Backup Well, Replace Reservoir, Loop & Replace Mains, Replace Meters	\$1,610,000

Appendix B2

PER NO	30	MULLEN, VILLAGE OF	NE3109101	509	Replace & Loop Mains, Rehab Well & Tank	\$440,000
TDF	120	NAPONEE, VILLAGE OF	NE3106103	106	Replace Well due to Arsenic	\$100,000
NO	90	NEHAWKA, VILLAGE OF - SFY 2016	NE3102515	204	Replace Tank, Replace Mains & Replace Meters	\$1,200,000
NO	30	NELIGH, CITY OF	NE3100305	1599	Loop & Replace Mains	\$400,000
NO	135	NEMAHA CO. RWD #1	NE3112701	600	Replace Well due to Nitrates & Rehab Tower	\$855,000
PER NO	135	NEMAHA CO. RWD #2	NE3112707	1289	Replace Well due to Nitrates, Rehab Tank & Replace Meters	\$430,000
PER NO	175	NEMAHA, VILLAGE OF - SFY 2016	NE3112706	149	Replace Wells due to Nitrates & Replace Meters	\$1,510,000
NO	15	NEWPORT, VILLAGE OF	NE3114901	97	Repaint Tanks & Replace Meters	\$35,500
NO	30	NORFOLK, CITY OF	NE3111910	24210	New Tower & Replace Meters	\$2,315,000
TDF	60	NORTH BEND, CITY OF	NE3105305	1177	Replace Well w/Transmission Main, Replace Filter Media	\$720,000
NO	30	NORTH PLATTE, CITY OF	NE3111106	24733	New Well	\$375,000
USDA	110	OAKDALE, VILLAGE OF	NE3100302	322	Backup Well, Replace Mains & Meters	\$705,000
NO	60	OAKLAND, CITY OF	NE3102101	1244	Replace Well, Mains & Meters, Rehab WTP	\$1,835,000
NO	15	ODELL, VILLAGE OF	NE3106708	307	Repaint Tank & Replace Mains	\$250,000
LOAN	160	ONEILL, CITY OF - SFY 2018	NE3108904	3705	New Tower in part due to Coliform A.O. & Loop Mains	\$2,420,000
LOAN	135	OGALLALA, CITY OF - SFY 2018	NE3110102	4737	Replace Wells due to Nitrates, Repaint Tower, Replace & Loop Mains	\$2,176,684
USDA	130	OHIOWA, VILLAGE OF	NE3105908	115	Backup Well & Replace Mains	\$1,150,000
PER NO	180	ONG, VILLAGE OF	NE3103508	63	Replace Well due to Nitrate A.O. & Rehab Tank	\$170,000
NO	15	ORLEANS, VILLAGE OF	NE3108306	386	Replace Mains	\$50,000
PER NO	15	OSCEOLA, CITY OF	NE3114302	880	Repaint Standpipe & Replace Mains	\$230,000
NO	60	OSHKOSH, CITY OF	NE3106901	884	Replace Mains	\$50,000
LOAN	160	OSHKOSH, CITY OF - SFY 2018	NE3106901	884	New Wellfield due to Arsenic & Uranium, Replace Tower & Mains, Replace Meters	\$4,550,000
PER NO	60	OSMOND, CITY OF	NE3113903	783	Replace Tower, Loop & Replace Mains	\$725,000

Appendix B2

NO	15	OTOE CO RWD #3	NE3113103	2500	Rehab Pump Stations & Wells	\$25,000
PER NO	100	OTOE, VILLAGE OF	NE3113108	171	Replace Mains & Meters	\$1,959,000
NO	60	OVERTON, VILLAGE OF	NE3014710	594	Replace Mains	\$750,000
PER NO	165	OXFORD, VILLAGE OF	NE3106502	779	New Well due to Nitrates, New Tower, Replace Mains & Meters	\$3,430,000
PER NO	90	PAGE, VILLAGE OF	NE3108903	166	Replace Mains & Meters, Rehab WTP & Wells	\$553,500
NO	15	PALISADE, VILLAGE OF	NE3120023	351	Rehab Wells	\$45,000
NO	15	PALMYRA, VILLAGE OF	NE3113107	545	Rehab Tower	\$9,236
NO	15	PANAMA, VILLAGE OF	NE3110908	256	Rehab Tower	\$50,000
NO	60	PAWNEE COUNTY RWD #1	NE3113304	1500	Replace Tank Floor	\$40,000
NO	135	PAXTON, VILLAGE OF	NE3110101	523	Replace Well due to Nitrates & Uranium and Replace Mains	\$480,000
PER NO	125	PERU, CITY OF	NE3112705	865	Rehab WTP and Controls, NDPEs Required Discharge Improvements, Replace Mains & Repaint Tower	\$5,350,000
YES	30	PETERSBURG, VILLAGE OF	NE3101104	333	Loop Mains	\$200,000
NO	70	PHILLIPS, VILLAGE OF	NE3108106	287	Replace & Loop Mains	\$750,000
NO	60	PICKRELL, VILLAGE OF	NE3106711	199	Replace Mains & Backup Power	\$135,000
LOAN	135	PIERCE, CITY OF - SFY 2017	NE3113904	1767	Replace Well due to Arsenic & Meters	\$358,000
USDA	40	PILGER, VILLAGE OF - SFY 2019	NE3316701	352	Rehab Well, Upgrade WTP & Backup Power/SCADA	\$850,000
NO	135	PLAINVIEW, CITY OF	NE3113902	1246	Replacement Well due to Nitrates, Replace Mains & Meters	\$780,000
PER NO	175	PLATTE ALLIANCE WATER SYSTEM	N/A	36970	Regional Water System for Morrill and Scottsbluff Counties due to Arsenic, Nitrate and Uranium.	\$303,041,787
PER NO	155	PLATTE CENTER, VILLAGE OF	NE3114101	336	Replace Well due to Nitrates, Replace & Loop Mains	\$1,005,000
LOAN	60	PLATTSMOUTH, CITY OF - SFY 2019	NE3102501	6502	Replace Mains	\$172,908
NO	15	PLEASANT DALE, VILLAGE OF	NE3115906	205	Rehab Well & Tank	\$250,000

Appendix B2

NO	60	PLEASANTON, VILLAGE OF	NE3101909	341	Replace Mains, Rehab Wellhouse & Tower	\$255,000
NO	60	PLYMOUTH, VILLAGE OF	NE3109503	409	Replace Tower, Mains & Meters	\$500,000
PER NO	155	POLK, VILLAGE OF	NE3114301	322	Treatment due to Nitrates & Iron/Mg	\$1,000,000
USDA	90	POLK, VILLAGE OF - SFY 2018	NE3114301	322	Replace Tower, Replace & Loop Mains, New Meters	\$1,646,100
NO	70	PONCA, CITY OF	NE3105106	961	Replace Tower, Replace Mains, Rehab Wells & Pumps	\$2,350,000
NO	70	PRAGUE, VILLAGE OF	NE3115501	303	Replace Well, Rehab WTP & Tower, Replace Meters	\$735,000
NO	15	RAGAN, VILLAGE OF	NE3108305	38	Upgrade Meters	\$50,000
NO	30	RANDOLPH, CITY OF	NE3102709	944	Mains	\$100,000
FNSI	200	RAVEN'S NEST SFY - 2019	NE3121381	58	Replace Shallow Well, Tank & Mains due to A.O.	\$571,000
NO	60	RED CLOUD, CITY OF	NE3118301	1020	Replace Mains & Wellhouses	\$1,000,000
NO	50	REPUBLICAN CITY, VILLAGE OF	NE3108304	150	Replace Wellhouse & Loop Mains	\$450,000
TDF	15	RISING CITY, VILLAGE OF	NE3102308	374	Rehab Well & Tower	\$76,000
TDF	160	RIVERTON, VILLAGE OF - SFY 2016	NE3106101	89	Replace Well due to Arsenic, New Meters, Replace & Loop Mains, Rehab Tank	\$1,015,000
NO	15	ROCKVILLE, VILLAGE OF	NE3120818	106	Backup Power	\$60,000
PER NO	150	ROSELAND, VILLAGE OF	NE3130003	235	Replace Well lost due to Arsenic, Replace Mains & Meters	\$1,205,000
NO	60	ROLLING MEADOWS - SFY 2019	NE3105526	230	Consolidate w/M.U.D. System	\$102,000
PER NO	15	ROSALIE, VILLAGE OF	NE3117307	160	Repaint Tower	\$150,000
NO	100	RULO, VILLAGE OF - SFY 2018	NE3114706	172	Replace Tower, Mains & Meters	\$2,138,000
NO	60	RUSHVILLE, VILLAGE OF	NE3116101	890	Replace Mains & Meters	\$750,000
NO	15	SARGENT, CITY OF	NE3104101	525	Rehab Tower & Well, Replace Mains & Meters	\$92,500
NO	60	SARPY COUNTY SID 79 - MEADOW OAKS	NE3115302	300	Replace Well	\$190,000
NO	15	SAUNDERS CO. SID #4 - PAWNEE MEADOWS	NE3120514	212	Rehab Well	\$23,000

Appendix B2

PER NO	135	SCHUYLER, CITY OF	NE3103701	6211	New Well due to Nitrates, Replace & Loop Mains, New Tower	\$2,450,000
PER NO	60	SCOTIA, VILLAGE OF	NE3107703	318	Replace Mains	\$80,000
NO	15	SCOTTSBLUFF, CITY OF	NE3115716	15039	Replace Meters	\$271,200
LOAN	90	SCRIBNER, CITY OF	NE3105302	857	Replace WTP & Wells w/ Transmission, Loop Mains & Replace Meters	\$3,823,000
PER NO	60	SEWARD, CITY OF	NE3115905	6964	Replace Well, New & Repaint Towers, Rehab WTP & Pumps, Replace Mains & Meters	\$3,315,000
NO	60	SHELBY, VILLAGE OF	NE3114304	714	Replace Mains	\$75,000
CatEx	60	SHELTON, VILLAGE OF	NE3101910	1059	Replace & Loop Mains	\$500,000
NO	15	SHICKLEY, VILLAGE OF	NE3105909	340	New Meters & Replace Mains	\$500,000
NO	30	SIDNEY, CITY OF	NE3103303	6757	Loop Mains	\$250,000
NO	130	SMITHFIELD, VILLAGE OF	NE3107313	54	Backup Well & Replace Meters	\$500,000
LOAN	60	SOUTH SIOUX CITY, CITY OF	NE3104309	13353	New Water Tower	\$4,422,000
NO	15	SPENCER, VILLAGE OF	NE3101507	455	Replace Meters & Mains	\$350,000
NO	135	SPRINGFIELD, CITY OF - SFY 2019	NE3115301	1529	Provide Supply to Platteview High School due to Nitrates	\$1,320,000
LOAN	135	SPRINGFIELD, CITY OF - SFY 2019	NE3115301	1529	Replace Well lost due to Nitrates & Loop Mains	\$1,875,000
PER NO	70	SPRINGFIELD, CITY OF	NE3115301	1529	Replace Mains & Tank	\$3,050,000
NO	60	STANTON CO SID #1- WOODLAND PARK	NE3120155	1451	Replace Tank, Mains & Meters, Rehab Well	\$1,536,500
USDA	160	STAPLEHURST, VILLAGE OF	NE3115914	242	Replace Well due to Arsenic, Replace Tank & New Meters	\$1,748,000
USDA	200	STEELE CITY, VILLAGE OF - SFY 2016	NE3109502	61	Point of Use Treatment due to Nitrate A.O., Replace Well and New Meters	\$533,000
TDF	90	STOCKVILLE, VILLAGE OF	NE3106305	25	Replace Mains, Controls & Security Fencing	\$130,000
NO	80	STRATTON, VILLAGE OF	NE3108701	343	Replace Mains & Meters	\$838,000
PER NO	60	STROMSBURG, CITY OF	NE3114303	1171	Replace Well & Mains	\$505,000
NO	120	STUART, VILLAGE OF	NE3108906	590	Replace Well due Arsenic & Mains	\$750,000

Appendix B2

YES	15	SUMNER, VILLAGE OF	NE3120220	236	Rehab Tank	\$20,000
NO	30	SUTHERLAND, VILLAGE OF	NE3111111	1286	New Trunk Main	\$255,000
NO	15	SUTTON, CITY OF	NE3103507	1502	New Meters & Replace Mains	\$1,700,000
NO	175	SWANTON, VILLAGE OF - SFY 2019	NE3115106	95	Replace Well due to Nitrates, New Meters	\$520,000
USDA	90	SYRACUSE, CITY OF	NE3113104	1942	New Wells, Tank & Replace Meters	\$7,901,000
USDA	100	TALMAGE, VILLAGE OF	NE3113102	233	Replace Well, WTP, Tower & New Meters	\$1,240,500
NO	135	TEKAMAH, CITY OF	NE3102102	1736	Replace Well due to Nitrates, add VFDs, Loop Mains	\$710,000
USDA	130	TERRYTOWN, CITY OF - SFY 2019	NE3115701	1198	Interconnect w/ Gering due to Arsenic, Rehab Tower, & Replace Mains	\$2,058,515
LOAN	15	TERRYTOWN, CITY OF - SFY 2019	NE3115701	1198	New Meters	\$1,300,000
NO	130	TILDEN, CITY OF	NE3100301	953	New Well due to VOCs, Replace & Loop Mains	\$1,500,000
NO	60	TOBIAS, VILLAGE OF	NE3115108	106	Replace Mains	\$100,000
NO	15	TRUMBULL, VILLAGE OF	NE3100108	205	Replace Meters	\$72,114
NO	15	UEHLING, VILLAGE OF	NE3105304	230	Replace Hydrants & Valves	\$70,000
NO	60	UNADILLA, VILLAGE OF	NE3113101	311	Replace Mains	\$50,000
PER YES	60	UTICA, VILLAGE OF	NE3115913	861	Replace Mains & Meters	\$1,400,000
USDA	90	UPLAND, VILLAGE OF	NE3106102	143	Replace Well, Mains & Meters, Repaint Tank	\$824,400
PER NO	135	VALENTINE, CITY OF	NE3103106	2737	New Well due to Nitrates, Replace Mains & Meters	\$1,825,000
NO	130	VERDEL, VILLAGE OF	NE3110712	30	Backup Well & Rehab Tank	\$504,000
NO	70	VERDIGRE, VILLAGE OF	NE3110713	575	Replace Mains & Meters	\$675,000
NO	15	WACO, VILLAGE OF	NE3118705	236	Repaint Tower & Replace Mains	\$140,000
NO	60	WAHOO, CITY OF	NE3115512	4508	Replace Well, New Tower, Replace & Loop Mains	\$2,750,000
NO	145	WAKEFIELD, CITY OF - SFY 2018	NE3105107	1451	New Well in part due to Nitrates, Replace Mains & Meters	\$2,500,000
NO	15	WALLACE, VILLAGE OF	NE3111112	366	Replace Meters	\$35,000
LOAN	15	WASHINGTON CO RURAL WATER 1 - SFY 2019	NE3120004	1509	Upgrade Booster Station	\$300,000

Appendix B2

NO	15	WATERBURY, VILLAGE OF	NE3130031	73	Rehab Wellhouses	\$1,000
NO	60	WATERLOO, VILLAGE OF	NE3105517	848	Replace Mains	\$200,000
PER YES	60	WAUNETA, VILLAGE OF	NE3102901	577	Replace Mains	\$249,000
USDA	175	WAUNETA, VILLAGE OF - SFY 2019	NE3102901	577	New Well(s) and possible Treatment to address Arsenic A.O., Replace & Loop Mains	\$2,265,000
NO	15	WAUSA, VILLAGE OF	NE3110711	634	Replace Meters & Mains	\$225,000
NO	60	WAVERLY, CITY OF	NE3110905	3277	Replace Mains & Meters	\$2,950,000
FNSI	90	WAYNE, CITY OF	NE3118104	5660	Redundant Wellfield Transmission Main	\$2,500,000
NO	30	WAYNE, CITY OF	NE3118104	5660	Replace & Loop Mains, Replace Meters, Rehab Tower & Well(s)	\$4,625,000
NO	60	WEeping WATER, CITY OF	NE3102506	1050	Replace Mains	\$500,000
NO	60	WESTERN, VILLAGE OF	NE3115107	235	Replace Mains & Update Controls	\$175,000
LOAN	60	WEST KNOX RWD	NE3120348	1587	New Well w/Transmission Main, Planning & Design Costs to Supply Center & Niobrara	\$1,101,567
NO	80	WEST MILITARY WATER ASSOCIATION	NE3105506	298	Replace Mains & Install Meters	\$1,402,171
NO	105	WEST POINT, CITY OF	NE3103904	3364	Upgrade WTP due in part to a Copper Advisory, Replace Mains & Backup Power	\$725,000
NO	100	WHITNEY, VILLAGE OF	NE3104501	77	Replace Mains & Meters	\$680,000
NO	135	WILBER, CITY OF	NE3115105	1855	Replace Wells due to Nitrates & Mains	\$1,100,000
PER NO	30	WILCOX, VILLAGE OF	NE3109901	358	New Well & Mains	\$485,000
NO	175	WILSONVILLE, VILLAGE OF	NE3106501	93	New Well due to Nitrates, Rehab Tank & Loop Mains	\$585,000
NO	60	WINNEBAGO, VILLAGE OF	NE3117302	774	Replace Mains & Meters	\$300,000
PER NO	60	WINSIDE, VILLAGE OF	NE3118105	427	Replace Mains	\$100,000
FNSI	155	WISNER, CITY OF - SFY 2018	NE3103903	1170	Replace Well due to Selenium, Loop Mains & Replace Tank	\$4,500,000
PER NO	90	WOLBACH, VILLAGE OF - SFY 2019	NE3107704	283	Replace Tank & Mains, New Well & Meters	\$1,200,000
NO	70	WOOD LAKE, VILLAGE OF	NE3103105	63	Replace Mains & Rehab Well	\$80,000

Appendix B2

NO	30	WOOD RIVER, CITY OF	NE3107901	1325	New Well, Repaint Tower, Loop & Replace Mains	\$984,000
NO	15	WYMORE, CITY OF	NE3106710	1457	Backup Power	\$5,000
NO	60	WYNOT, VILLAGE OF	NE3102708	166	Replace Mains, Well House and Meter Repairs	\$102,500
LOAN	60	YORK, CITY OF	NE3118706	7766	Replace Mains	\$4,600,000
YES	30	YORK, CITY OF	NE3118706	7766	Loop Mains & Rehab Well	\$310,000
NO	135	YUTAN, CITY OF	NE3115515	1174	Replace Well due to Nitrates & Mains	\$950,000
					Total Estimated Costs:	\$1,027,796,714

READINESS TO PROCEED (RTP) CODES - ELIGIBLE FOR FUNDING PROGRAM LIST:

FNSI (OR PENDING FNSI) - FINDING OF NO SIGNIFICANT IMPACT - BINDING COMMITMENT FOR FUNDING MADE WITH DWSRF

CatEx - CATEGORICAL EXCLUSION (OR PENDING CatEx) - BINDING COMMITMENT FOR FUNDING MADE WITH DWSRF

PER NO/NR - ENGINEERING REPORT PREPARED, PROJECT NOT SET TO PROCEED IN SFY 2020

PER YES - ENGINEERING REPORT PREPARED, PLANS & SPECIFICATIONS PREPARED OR UNDER DESIGN, BUT LOWER PRIORITY PROJECT

YES - PLANS & SPECIFICATIONS PREPARED OR UNDER DESIGN

NOTES: ALL LISTED PROJECTS PER STATE FISCAL YEAR 2020 PRIORITY RANKING SYSTEM

RWD - RURAL WATER DISTRICT

PER - PRELIMINARY ENGINEERING REPORT

A.O. - ADMINISTRATIVE ORDER

SFY 2016, 2017, 2018, OR 2019 - PROJECT CARRIED OVER FROM STATE FISCAL YEAR 2016, 2017, 2018, OR 2019 INTENDED USE PLAN

TH PER not RTP - TEST HOLE COMPLETED, COMMUNITY NOT READY TO PROCEED

TDF - COMMUNITY TURNED DOWN EQUAL OR BETTER FUNDING OFFER BY DWSRF

USDA - COMMUNITY OFFERED BETTER FUNDING THROUGH THE U.S. DEPARTMENT OF AGRICULTURE

LOAN - COMMUNITY SIGNED LOAN AGREEMENT WITH DWSRF, PROJECT NOT COMPLETE

PWS - PUBLIC WATER SYSTEM

WTP - WATER TREATMENT PLANT

VFD - VARIABLE FREQUENCY DRIVE

APPENDIX C

CWSRF & DWSRF INTEREST RATE AND ADMINISTRATIVE FEES SYSTEM

The Interest Rate System is developed in accordance with “Title 131 Rules and Regulations for the Wastewater Treatment Facilities and Drinking Water Construction Assistance Programs.” This system is reviewed and approved by the Environmental Quality Council (EQC) as a part of the public participation process followed each year for the Intended Use Plan.

On loans made from the proceeds of leveraged bonds, the Department will set interest rates reflective of the rates charged on the leveraged bonds. The Department of Environmental Quality will set the SRF market rates, using the cost of borrowing money for the CWSRF and DWSRF, recent local tax-exempt municipal issues, and costs for private borrowers as guidance.

CWSRF Interest Rate for Loans

The following interest rates will be set for CWSRF loans:

- For loans with terms of 20 years or less, the market rate will be set at 1.5%;
- For loans exceeding 20 years:
 - For borrowers with a medium or high AWIN risk score, or are considered to be under financial hardship by the Department, the market rate will be set at 1.5%;
 - For borrowers with a low AWIN risk score, the market rate will be set at 2.0%*.
 - § Eligible borrowers who do not meet the AWIN eligibility criteria may submit a financial hardship report to the Department for additional consideration.
- The market rate for Planning Loans will be set at 0%;
- Project which incorporate eligible Green Project Reserve (GPR) components may receive a deduction of up to 0.25% annual interest rate depending upon the percentage of project that is GPR eligible.
 - The market rate for a CWSRF project with qualifying GPR components will be initial market rate with a possible maximum reduction of 0.25% based upon the percentage of total SRF fundable GPR eligible components against entire SRF fundable amount. Projects that are 100% GPR eligible will receive a total reduction of market rate of 0.25%. If a CWSRF funded project has a combination of GPR eligible items and ineligible items, a blended rate will be calculated based upon the percentage of each portion.

DWSRF Interest Rate

The EQC approved amending Title 131 on April 3, 2019. Included in the amendment changes is the removal of the required 2% interest rate for DWSRF loans. As of May 8, 2019, the amendment proposal for Title 131 was awaiting Governor approval to take effect. The DWSRF market rate will be set at 2% until Title 131 amendment changes have been approved by the Governor. At that time, the DWSRF market rate will change to the following for the SFY 2020 IUP:

- For loans with terms of 20 years or less, the market rate will be set at 1.5%;
- For loans with terms exceeding 20 years:
 - For Disadvantaged Communities, the market rate will be set at 1.5%;
 - For all other communities, the market rate will be set at 2.0%;
- For Planning Loan, the market rate will be set at 0%.

For the purpose of this appendix, DW disadvantaged communities are communities which have a Median Household Income (MHI) less than or equal to 120% of the State MHI.

Private borrowers (except for not-for-profit community systems) will not qualify for any alternate rates or any rates available to communities as a result of a disadvantaged community determination. There are no discounts available for accelerated pay back or debt service based rates and no provisions for extended terms.

Interest Rate on Loans During Construction

The Department may establish an interest rate to be applied during the construction period of a loan project up to the maximum market rate applicable to the borrower. If loan repayment would begin prior to finalization of construction, the interest rate on all outstanding principal will be adjusted to the principal market rate as determined by the loan agreement.

Adjusting the Interest Rate

The Department may review the bond market at the end of each quarter and adjust the SRF market interest rates if deemed necessary. Loans for projects addressing wastewater system or public water supply system needs will be made at the SRF market rate of interest; unless they qualify for the minimum rate, prorated rate, or another rate under the Alternate Rate Procedures.

Median Household Income Determination

For the CWSRF and DWSRF, Median Household Income (MHI) will be determined from the American Community survey (ACS) five-year estimates published by the U.S. Census Bureau. The State MHI as reported in the 2012 – 2016 ACS five-year estimates is \$54,384.

The MHI for Sanitary and Improvement District (SID) projects will be based on the smallest county subdivision with a reported MHI, such as a precinct or census tract that encompasses the project service area. The MHI for Natural Resources Districts (NRDs) or Rural Water System projects will be based on the averages of the MHI values reported for the counties included all or partly in the district or system.

If there is a reason to believe that the census data is not an accurate representation of the median household income within the area to be served, the reasons will be documented and the loan applicant may furnish additional information regarding such median household income. Such information will consist of reliable data from local, regional, state, or federal sources or from a survey conducted by a reliable impartial source. This survey will be valid for five years.

Administrative Fees

The Department may apply an administrative fee against outstanding principal on loans to meet the long term administrative costs of the SRF programs. An annual fee of up to 0.5% in fees may be charged against the outstanding principal on Planning Loans and an annual fee of up to 1% may be charged against the outstanding principal on all other loans.

A reduction of up to 0.25% in fees may be applied on new loans with applicants who have previously borrowed and have fully repaid SRF loans. A reduction of up to 0.5% in fees may be applied on new loans with borrowers that have current outstanding SRF loan balances. If a project is atypical, or borrowers with current outstanding SRF loan balances are delinquent in repayment, the Director may choose to not allow a reduced administration fee. The reduction of administrative fees is only eligible for new loans for construction and is not applicable to refinancing of existing loans.

These fees are not included in the loan principal. Fees will be assessed on a semi-annual basis and billed at the same time invoices for principal and interest are mailed. The Director may waive this fee during construction, except on projects that only receive interim financing during construction. Fees collected in addition to principal and interest, which are not deposited as loan repayments, are considered "income received by the grantee" or "program income."

APPENDIX D***RESIDENTIAL SEWER BASE RATES***

This table is based on the Needs Survey submissions received on or before December 31, 2013. These communities have volunteered the information for the residential sewer user's base rates or rates based on water used. Communities that did not provide the sewer rate, or indicated they have individual septic systems in their community are shown in the list below with the rate of not applicable (N/A).

COMMUNITY:	MONTHLY SEWER BASE RATE:	COMMUNITY:	MONTHLY SEWER BASE RATE:
Ainsworth	\$ 17.50	Brainard	\$ 30.00
Albion	\$ 25.00	Bridgeport	\$ 18.05
Alda	\$ 23.00	Broadwater	\$ 7.00
Alexandria	\$ 36.50	Brownville	\$ 19.90
Allen	\$ 19.00	Brunswick	\$ 6.00
Alma	\$ 6.42	Burwell	\$ 10.00
Amherst	\$ 14.00	Cairo	\$ 33.00
Anselmo	\$ 12.00	Cambridge	\$ 32.00
Ansley	\$ 31.00	Campbell	\$ 7.50
Arapahoe	\$ 16.00	Carroll	\$ 28.00
Arcadia	\$ 11.00	Cedar Rapids	\$ 22.00
Ashland	\$ 35.00	Chadron	\$ 20.50
Ashton	\$ 26.00	Chapman	\$ 7.50
Atkinson	\$ 17.00	Chappell	\$ 16.75
Atlanta	\$ 8.53	Chester	\$ 10.00
Auburn	\$ 30.00	Clarks	\$ 15.00
Aurora	\$ 11.50	Clarkson	\$ 20.00
Barneston	\$ 7.00	Clatonia	\$ 11.00
Bartley	\$ 12.00	Clay Center	\$ 11.37
Bassett	\$ 12.00	Clearwater	n/a
Bayard	\$ 10.00	Cody	\$ 7.50
Beemer	\$ 15.00	Coleridge	\$ 11.00
Benedict	\$ 9.00	Comstock	n/a
Benkelman	\$ 9.00	Cordova	\$ 8.00
Bennet	\$ 13.50	Cozad	\$ 26.95
Bertrand	\$ 23.75	Crawford	\$ 50.00
Bladen	\$ 10.58	Creighton	\$ 15.50
Bloomfield	\$ 8.00	Crofton	\$ 12.50
Bradshaw	\$ 6.07	Culbertson	\$ 12.00
Brady	\$ 10.00	Curtis	\$ 7.35

COMMUNITY:	MONTHLY SEWER BASE RATE:
Dakota City	\$ 14.00
Dalton	\$ 9.00
Dannebrog	\$ 28.00
David City	\$ 7.15
Daykin	\$ 6.67
Decatur	\$ 15.00
DeWeese	n/a
Diller	\$ 20.77
Dodge	\$ 17.00
Doniphan	n/a
DuBois	\$ 21.50
Dunbar	\$ 20.00
Dunning	\$ 17.50
Dwight	\$ 24.95
Eagle	\$ 20.00
Eddyville	\$ 23.00
Edgar	\$ 17.00
Edison	\$ 20.00
Elgin	\$ 8.34
Elm Creek	\$ 22.00
Elmwood	\$ 32.00
Elwood	\$ 8.35
Emerson	\$ 5.00
Endicott	\$ 4.00
Ewing	n/a
Exeter	\$ 10.50
Fairfield	\$ 18.32
Falls City	\$ 15.72
Farwell	n/a
Firth	\$ 9.50
Friend	\$ 15.00
Fullerton	\$ 13.60
Funk	n/a
Garland	\$ 30.00
Geneva	\$ 16.20
Genoa	n/a
Gibbon	\$ 28.00
Gilead	n/a

COMMUNITY:	MONTHLY SEWER BASE RATE:
Giltner	n/a
Glensvil	n/a
Gordon	\$ 5.50
Gothenburg	n/a
Grand Island	\$ 8.24
Greeley	\$ 17.00
Gresham	\$ 9.95
Gretna	\$ 5.85
Gretna	\$ 5.85
Hadar	\$ 12.50
Haigler	\$ 7.00
Hallam	\$ 20.00
Hampton	\$ 10.00
Hardy	\$ 8.00
Hartington	n/a
Hartington	\$ 18.15
Hastings	\$ 9.69
Hazard	n/a
Hebron	\$ 6.00
Hemingford	\$ 7.00
Hershey	\$ 17.34
Hickman	\$ 36.75
Hildreth	\$ 5.00
Holbrook	\$ 14.50
Holstein	n/a
Hooper	\$ 23.88
Hoskins	\$ 12.00
Howells	\$ 17.00
Hubbard	\$ 8.00
Humphrey	\$ 12.00
Imperial	\$ 14.75
Juniata	\$ 13.55
Kearney	n/a
Kearney	n/a
Kimball	\$ 12.00
Lakewood Subdivision	\$ 40.63
Laurel	\$ 9.00
LaVista	\$ 7.58

COMMUNITY:	MONTHLY SEWER BASE RATE:
Lawrence	\$ 8.00
Leigh	\$ 28.00
Lewiston	\$ 35.00
Lexington	\$ 23.00
Lincoln	n/a
Lindsay	\$ 20.00
Litchfield	n/a
Long Pine	\$ 12.00
Loomis	n/a
Loup City	\$ 15.00
Lower Elkhorn NRD	n/a
Lynch	\$ 15.00
Lyons	\$ 15.00
Madison	\$ 18.00
Madrid	\$ 10.50
Malmo	\$ 25.00
Marquette	\$ 18.75
Mason City	\$ 10.00
McCook	\$ 14.27
McCool Junction	\$ 19.00
Melbeta	n/a
Merriman	n/a
Milford	\$ 10.00
Miller	n/a
Minatare	\$ 11.00
Minden	\$ 13.00
Mitchell	n/a
Morse Bluff	n/a
Mullen	\$15.25 inside, \$27.00 outside
Naponee	\$ 15.00
Newport	n/a
North Loup	n/a
Oakdale	\$ 12.50
Oakland	\$ 24.00
Oconto	n/a

COMMUNITY:	MONTHLY SEWER BASE RATE:
Odell	n/a
Omaha	n/a
O'Neill	\$ 8.00
Orleans	\$ 10.25
Osceola	\$ 23.00
Oshkosh	\$ 7.00
Osmond	n/a
Overton	\$ 10.00
Palisade	\$ 17.00
Panama	\$ 10.00
Papillion	\$1.70 / 1,000 gal - inside, \$2.55 / 1,000 gal - outside & \$0.82 / 1,000 gal - inside CSO, \$1.23 / 1,000 gal - outside CSO
Papio-Missouri River, NRD	n/a
Paxton	n/a
Peru	\$ 6.85
Petersburg	\$ 15.00
Phillips	\$ 13.00
Pickrell	\$ 25.00
Pilger	n/a
Platte Center	\$ 17.00
Plattsmouth	\$ 12.69
Pleasanton	n/a
Plymouth	\$ 6.15
Polk	n/a
Ponca	\$ 26.75
Prague	n/a
Randolph	\$ 19.00
Ravenna	n/a
Republican City	\$ 8.00
Riverdale	n/a
Riverton	n/a
Rockville	n/a
Rushville	\$ 31.00
Sargent	\$ 20.50
Schuyler	\$ 11.50
Scotia	n/a

COMMUNITY:	MONTHLY SEWER BASE RATE:	COMMUNITY:	MONTHLY SEWER BASE RATE:
Scottsbluff	\$ 20.34	Trumbull	\$ 16.00
Scribner	\$ 24.94	Twin Platte NRD	n/a
Seward	\$ 16.00	Upland	\$ 12.50
Shelby	\$ 15.00	Utica	\$ 15.00
Shelton	\$ 45.00	Valentine	\$11.00 for 1st 400 LF
Sidney - South Platte NRD	n/a	Verdigre	\$ 32.50
Snyder	\$ 10.00	Wahoo	\$ 21.00
South Sioux City	\$ 13.53	Waterbury	\$ 12.50
Spencer	\$ 15.00	Wauneta	\$ 8.00
Sprague	\$ 15.00	Wausa	\$ 10.00
Springfield	\$ 25.63	Waverly	\$ 34.93
Staplehurst	\$ 22.66	Wayne	\$ 6.50
Sterling	\$ 15.00	West Point	\$ 10.00
Stromsburg	\$ 20.37	Wilber	\$ 10.00
Stuart	\$ 20.00	Wilcox	\$ 7.50
Sumner	n/a	Winside	\$ 10.00
Sutherland	\$ 20.00	Wisner	\$ 34.00
Syracuse	\$ 16.00	Wolbach	\$ 21.00
Tecumseh	\$ 10.35	Wood River	\$ 12.50
Tekamah	\$ 23.50	Wymore	\$ 21.60
Tilden	\$ 28.60	Yutan	\$ 27.00

APPENDIX E
CWSRF SMALL TOWN GRANT ALLOCATION
DETERMINATION PROCEDURES

Communities that are in the IUP with a population of 10,000 or fewer will be evaluated for eligibility for receipt of a Small Town Grant. This is in accordance with §81-15,153(11) Nebraska Revised Statute 1943. For the FFY 2019 IUP, the Department will limit the maximum amount of a small town grant to \$250,000. All grant allocation payments are dependent on availability of appropriated funds.

The CWSRF Median Household Income (MHI) will be determined from the American Community Survey (ACS) five-year estimates published by the U.S. Census Bureau (<http://www.census.gov/acs/www/>). The State MHI reported in the 2012 – 2016 ACS five-year estimates is \$54,384. Population is based on the 2010 United States decennial census.

To ensure that grants will be awarded to communities with severe financial hardship, only those communities with a MHI below the 2012 – 2016 State MHI will be considered, and only if: (a) The estimated debt service payment exceeds \$10 per household per month based on an assumed CWSRF loan for the total project cost, less the potential small town grant, other grants, and local funding for the project; and (b) The estimated domestic user's share of the loan payment would be reduced at least \$1 per month per household with the small town grant. The calculations will be based on a 20-year loan term. A partial small town grant (i.e. less than the potential grant amount based on MHI and project cost) to the nearest \$1,000, may be awarded if a reduced grant can meet the above criteria.

The 2012 – 2016 MHI for Sanitary and Improvement District (SID) projects will be based on the smallest county subdivision with a reported MHI, such as a precinct or census tract, that encompasses the project service area. The MHI for Natural Resources Districts (NRDs) or Rural Water System projects will be based on the averages of the MHI values reported for the counties included, all or in part, in the district or system.

Small town grants are prioritized based on: 1) project benefit as described in Appendix A1; 2) estimated debt service per capita as a percentage of MHI; and 3) the estimated reduction in debt service that could be provided by the matching grant for which they are eligible.

Small town grants are reserved for the highest priority state ranked projects on the Funding List in priority order to the extent funds are available, until the bypass date. If the funding list does not have qualifying projects then the highest ranked qualifying project from the planning list that is ready to proceed may be moved to the funding list, dependent on availability of additional loan funds.

In determining the maximum percent for the Small Town Grants to communities with populations of 10,000 or fewer, the Department will use a procedure similar to one developed for determining the prorated interest rate based on a community's MHI as an indication of financial hardship.

For each community falling between 80 and 100 percent of the 2012 – 2016 State MHI, the matching grant level will be set between 50% and 0% by interpolation. Communities with an MHI of 80% or less of the State MHI will qualify for 50% matching grants.

The ratio of the difference between the community's MHI and 80% of the State MHI, to the difference between 80% of the State MHI and 100% of the State MHI is applied to 50%, with the result subtracted from 50%, resulting in the maximum percent for the State matching grant. Forgiveness and Small Town Grant together cannot exceed the maximum percentage of project cost shown in Figure E1.

FIGURE E1

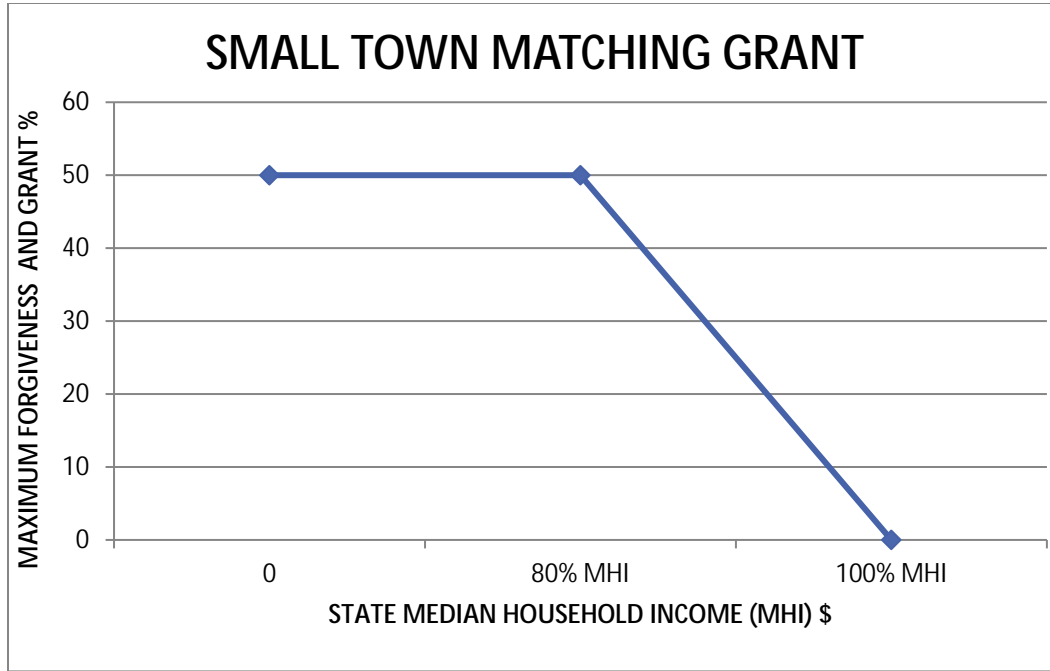
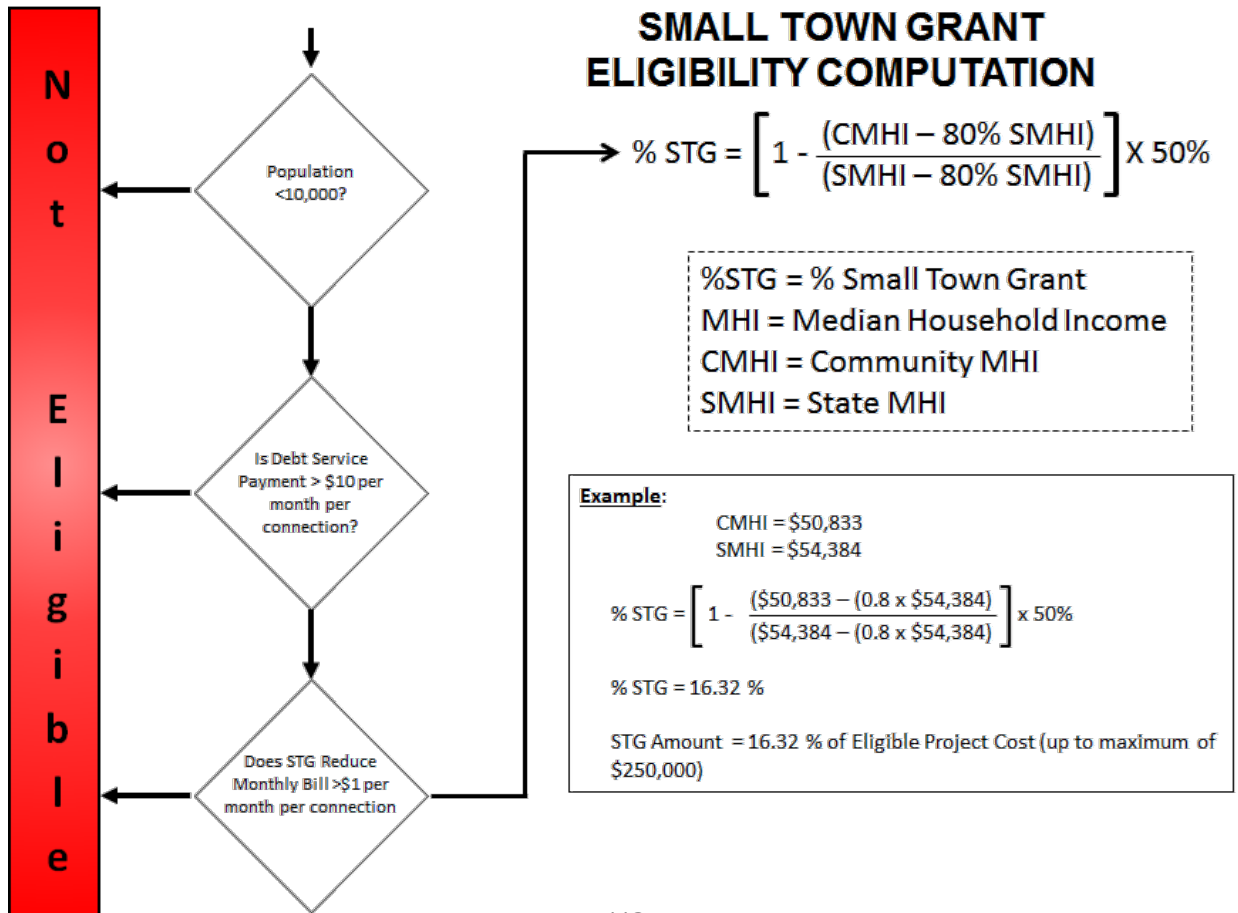


FIGURE E2



APPENDIX F

CWSRF and DWSRF FORGIVENESS ALLOCATION DETERMINATION PROCEDURES

All forgiveness awards are dependent on availability of funds. Additional subsidization provided by the FFY 2018 Clean Water State Revolving Fund (CWSRF) and Drinking Water State Revolving Fund (DWSRF) Capitalization Grants will be distributed to eligible loan recipients through this process.

The CWSRF and DWSRF Median Household Income (MHI) will be determined from the American Community Survey (ACS) five-year estimates published by the U.S. Census Bureau (<http://www.census.gov/acs/www/>). The State MHI as reported in the 2012 – 2016 ACS five-year estimates is \$54,384. Population is based on the 2010 United States decennial census. If there is a reason to believe that the census data is not an accurate representation of the MHI within the area to be served, the reasons will be documented and the loan applicant may furnish additional information regarding such MHI. Such information will consist of reliable data from local, regional, state, or federal sources or from a survey conducted by a reliable impartial source. This new MHI will be valid for five years.

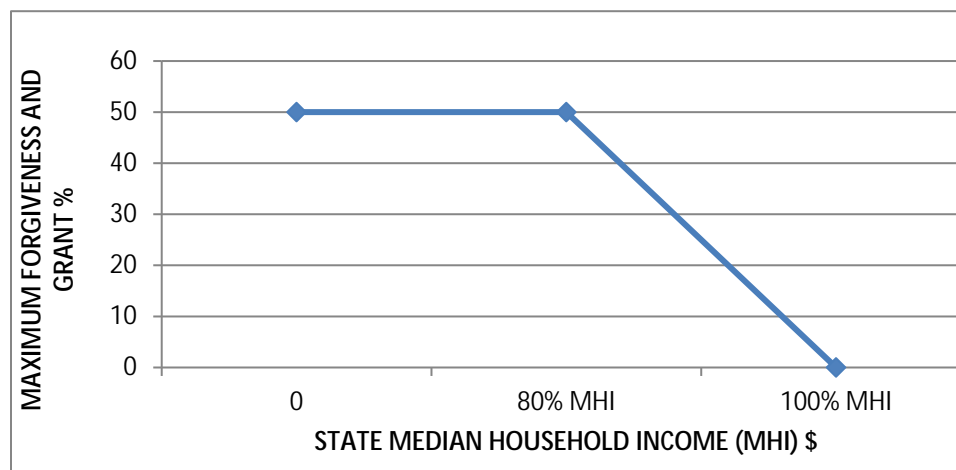
The respective MHI for Sanitary and Improvement District (SID) projects will be based on the smallest county subdivision with a reported MHI, such as a precinct or census tract, that encompasses the project service area. The MHI for Natural Resources Districts (NRDs) or Rural Water System projects will be based on the averages of the MHI values reported for the counties included, all or in part, in the district or system.

CWSRF

The June 2014 CW amendments required States to develop affordability criteria to assist in identifying applicants that would have difficulty financing projects without additional subsidization. The criteria must be based on income, unemployment data, population trends and other data determined relevant by the State.

In 2012, the Department started developing the Assessing Wastewater Infrastructure Needs (AWIN) program to assist struggling communities in Nebraska to better afford, maintain, and operate wastewater infrastructure projects. The goal of AWIN is to use current information to provide accurate estimates of future conditions in Nebraska communities to develop sustainable projects and minimize financial burdens for struggling communities. AWIN examines various factors affecting communities, such as population trends, population, median household income, unemployment, average age of residents, and infrastructure needs to develop a “sustainability risk” analysis. The AWIN sustainability risk was divided into three categories: low risk, moderate risk, and high risk. Applicants with a high sustainability risk are thought to potentially need the most assistance to bring them into compliance and keep them in compliance in the future with as little additional stress as possible. The Department will utilize the AWIN program as a portion of determining which applicants will be eligible for loan forgiveness.

For each CWSRF loan recipient falling between 80 and 100% of the State MHI for the service area, the maximum Forgiveness level will be set between 50% and 0% by interpolation. Loan recipients with a MHI of 80% or less of the State MHI for the service area will qualify for 50% maximum Forgiveness. For those above 80% but less than 100% of the state MHI, the ratio of the difference between the loan recipient’s MHI and 80% of the State MHI to the difference between 80% of the State MHI and 100% of the State MHI is applied to 50%, with the result subtracted from 50%, resulting in the maximum percent for the Forgiveness. Forgiveness and Small Town Grant together cannot exceed the maximum percentage of project cost shown in Figure F1.

Figure F1 - CWSRF Forgiveness

This CWSRF subsidization is only available for municipalities that have populations equal to or fewer than 10,000 people, up to a ceiling of \$150,000 per project, dependent on availability of funding from federal capitalization grants and the total amount of funds the Department decides to allocate for forgiveness. Municipalities must also have a high or moderate AWIN sustainability risk factor as identified on NDEQ's website. Municipalities who don't meet the AWIN eligibility criteria may submit a financial hardship report to the Department for additional consideration justifying the forgiveness requested. Forgiveness and Small Town Grant together cannot exceed 50% of project cost. At the time of the loan closing, all current Intended Use Plan conditions are in effect and past IUP conditions are not available to the loan recipient.

DWSRF

Public water supply systems (PWSs) that are in the DWSRF IUP and receive a SRF loan will be evaluated for eligibility for receipt of Forgiveness. This is in accordance with §71-5321(3) Nebraska Revised Statutes and NDHHS-DPH's affordability criteria.

A graphical representation of the Forgiveness allocation determination procedure is shown in Figure F2 for DWSRF. A simplification as to how forgiveness assistance is offered is planned, in that the factor of population will be carried throughout the funding of priorities this year. Still capped per the long established MHI disadvantaged criteria, but now per the following tiered system:

Public Health Projects

- i. Population of 10,000 or less – Capped at 20%
- ii. Population of 3,300 or less – Capped at 25%
- iii. Population of 500 or less – Capped at 30%

Low Priority Projects ranked with a Sustainability Factor, or greater

- 1) Population of 10,000 or less – Capped at 15%
- 2) Population of 3,300 or less – Capped at 20%
- 3) Population of 500 or less – Capped at 25%

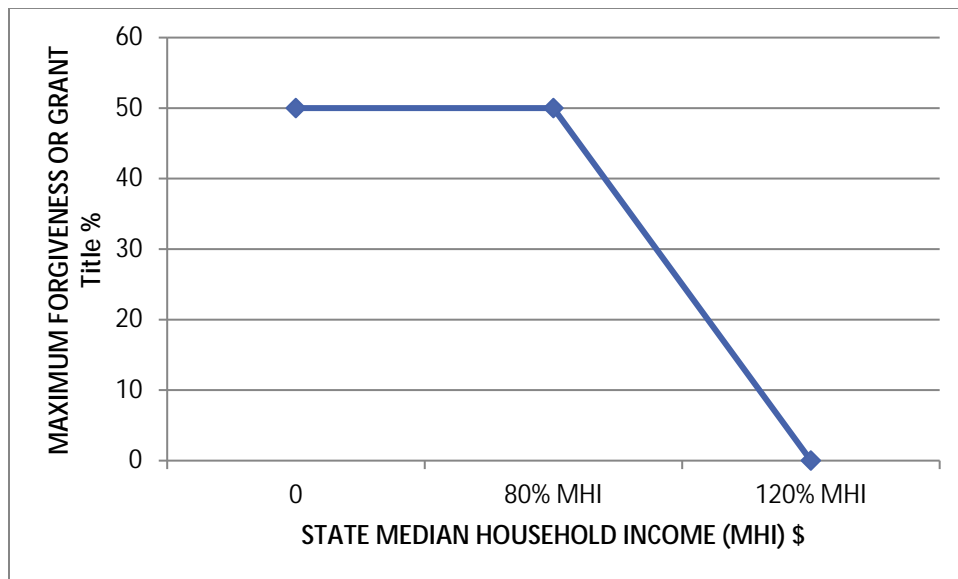
These will be the maximum forgiveness benefits available to qualifying disadvantaged communities that meet the affordability criteria presented above and have populations equal to or less than 10,000 people, with two exceptions described below. Lastly, private borrowers will not qualify for loan forgiveness, nor is forgiveness available for Planning Loans.

1. A 50% forgiveness ceiling with a \$250,000 cap may be available to a PWS, at the discretion of the NDEQ and the Director of the NDHHS-DPH, under all of the following conditions:
 - The PWS has closed a loan with the SRF within the past 5 years;
 - That loan was for a project needed to resolve either an Enforcement Action or an Administrative Order (A.O.) issued to the PWS by the NDHHS-DPH; and,
 - That project did not resolve the specified Enforcement Action or A.O., or resulted in a separate Enforcement Action or A.O., through no fault by the PWS.

Under these circumstances, the PWS may receive up to \$250,000 in forgiveness at a 50% allocation, at the discretion of the NDEQ and the Director of the NDHHS-DPH, as part of a loan amendment or a second loan to comply with the PWS' Enforcement Action or A.O. with the NDHHS-DPH. The amount of the forgiveness must not exceed the amount of the loan obtained through the DWSRF for the initial project. Further, either the eligible amount of the Forgiveness will be offset by, or the PWS shall repay the Forgiveness amount to the SRF, to the extent another grant, insurance settlement, or any other non-loan funds are received by the PWS for the same need.

2. Further, forgiveness funding as a part of a sponsorship program may be offered to all DWSRF funded projects that include a new water supply well(s) phase, or rely on innovative planning to avoid an after treatment alternative. If a community is pursuing a treatment alternative with DWSRF funding, they may submit a plan prepared by a professional engineer based upon innovative techniques that could help the community avoid implementing the treatment alternative as a means of returning to compliance. The plan will require approval from the DHHS-DPH, but at the discretion of the DHHS-DPH, may be eligible for reimbursement through forgiveness funding up to an overall 50% level should it be determined the plan is acceptable to DHHS-DPH.

Figure F2 - DWSRF Forgiveness



WATER WASTEWATER ADVISORY COMMITTEE WATER WASTEWATER COMMON PRE-APPLICATION PROCESS

INTRODUCTION: Applicants anticipating the use of federal and/or state administered funds to finance water or sanitary sewer improvements through the WWAC process must complete and submit four (4) hard copies and **one (1) pdf or word electronic version** of a Preliminary Engineering Report (PER) and the two page form given below to one of the Water Wastewater Advisory Committee (WWAC) agencies. The WWAC agencies include:

Lindsey Phillips
Department of Environmental Quality
1200 "N" Street, Suite 400
PO Box 98922
Lincoln, NE 68509-8922
lindsey.phillips@nebraska.gov

Steve Charleston
Department of Economic Development
301 Centennial Mall South
PO Box 94666
Lincoln, NE 68509-4666
abigail.anderson@nebraska.gov

Steve McNulty
Department of Health & Human Services
Division of Public Health
301 Centennial Mall South
PO Box 95026
Lincoln, NE 68509-5026
steve.mculty@nebraska.gov

Denise M. Brosius Meeks
USDA Rural Development
Room 308, Federal Building
100 Centennial Mall North
Lincoln, NE 68508
denise.meeks@ne.usda.gov
<https://rdapply.usda.gov>

PROCEDURE: Each pre-application will be reviewed by the WWAC as follows:

1. Submit a pre-application form and four (4) hard copies **and one (1) pdf or word electronic PER version** to one of the four WWAC agencies. The USDA web site link <https://www.rd.usda.gov/programs-services/all-programs/water-environmental-programs/electronic-preliminary-engineering> may be used to populate a PER outline. The outline contents is confidential unless permission is given to share it. It can be printed off or saved as a pdf.
2. Upon receipt, the agency distributes copies to the other WWAC members. Incomplete pre-applications will be returned.
3. The WWAC will review the pre-application within 60 days after the submission. Meetings will be held on the third Tuesday of each month in the City of Lincoln.
4. The WWAC may request the applicant attend a meeting (or the applicant may request a meeting) with the WWAC to discuss the project scope, including technical aspects and alternatives considered. Project funding sources and associated application requirements can be discussed along with the various routine program or unique project requirements. This meeting can be held face to face, by video conference, or by teleconference and should include appropriate program staff, a community representative and the project engineer.
5. Following its consideration, the WWAC will reply to the applicant by letter. For a suitable pre-application, the WWAC will recommend the pre-application be accepted and outline the logical funding sources to whom a full application should be submitted. The WWAC may, in the same or separate letter, list pertinent comments regarding technical, operational, or financial aspects of the project(s). Substantive comments by the WWAC must be resolved before an application can be recommended for acceptance. Each agency on the WWAC will receive a copy of any WWAC correspondence.
6. Each funding agency will follow its own full application process. Applicants seeking funding for the same project from multiple agencies must submit a full application to the particular agencies.
7. Applications will normally not be funded until the following actions have been taken:
 - Test hole or equivalent to confirm water quality for development of a well field.
 - The applicant will need to be able to provide assurance that they can secure the necessary land for the project. Assurances such as deeds, purchase agreements, leases, or a resolution by the Board of Trustees on their intent to proceed with condemnation for land necessary for the project.
8. If a full application varies significantly from the pre-application, or if the facts involving a project have changed such that the feasibility of the proposed solution warrants further investigation, any individual WWAC agency may request the full WWAC to review the project again.

(Please attach any preliminary engineering reports or facilities plans which have been completed to date)

<p>User Information:</p> <table style="width: 100%; border-collapse: collapse;"> <tr> <td style="width: 30%;"></td> <td style="width: 35%; text-align: center;">Water</td> <td style="width: 35%; text-align: center;">Wastewater</td> </tr> <tr> <td>Number of residential users:</td> <td style="text-align: center;">_____</td> <td style="text-align: center;">_____</td> </tr> </table> <p>Non-residential</p> <table style="width: 100%; border-collapse: collapse;"> <tr> <td style="width: 30%;">Number of 3/4" meters:</td> <td style="width: 35%; text-align: center;">_____</td> <td style="width: 35%; text-align: center;">_____</td> </tr> <tr> <td>Number of 1" meters:</td> <td style="text-align: center;">_____</td> <td style="text-align: center;">_____</td> </tr> <tr> <td>Number of 1 1/2" meters:</td> <td style="text-align: center;">_____</td> <td style="text-align: center;">_____</td> </tr> <tr> <td>Number of 2" meters:</td> <td style="text-align: center;">_____</td> <td style="text-align: center;">_____</td> </tr> <tr> <td>Number of 3" meters:</td> <td style="text-align: center;">_____</td> <td style="text-align: center;">_____</td> </tr> <tr> <td>Number of 4" meters:</td> <td style="text-align: center;">_____</td> <td style="text-align: center;">_____</td> </tr> <tr> <td>Other:</td> <td style="text-align: center;">_____</td> <td style="text-align: center;">_____</td> </tr> </table> <p>NOTE: Indicate water meter sizes for Non-Residential wastewater users</p>		Water	Wastewater	Number of residential users:	_____	_____	Number of 3/4" meters:	_____	_____	Number of 1" meters:	_____	_____	Number of 1 1/2" meters:	_____	_____	Number of 2" meters:	_____	_____	Number of 3" meters:	_____	_____	Number of 4" meters:	_____	_____	Other:	_____	_____	<p>Does water/wastewater system currently use meters (check/circle one):</p> <p style="text-align: center;"><input type="checkbox"/> YES <input type="checkbox"/> NO</p> <p>Non-metered Water Rates: _____ /mo Non-metered Sewer Rates: _____ /mo</p> <p>Metered <input type="checkbox"/> <input type="checkbox"/> o</p> <p>Water Rates: _____ for _____ gal Overage charges: _____</p> <p>Metered</p> <p>Sewer Rates: _____ /mo for _____ gal Overage charges: _____</p>
	Water	Wastewater																										
Number of residential users:	_____	_____																										
Number of 3/4" meters:	_____	_____																										
Number of 1" meters:	_____	_____																										
Number of 1 1/2" meters:	_____	_____																										
Number of 2" meters:	_____	_____																										
Number of 3" meters:	_____	_____																										
Number of 4" meters:	_____	_____																										
Other:	_____	_____																										

COST CLASSIFICATION	ESTIMATED TOTAL COST
1. Administrative and legal expenses	
2. Land, structures, right-of-ways, appraisals, etc.	
3. Relocation expenses and payments	
4. Architectural and engineering fees	
5. Project inspection fees	
6. Site work, demolition and removal	
7. Construction	
8. Equipment	
9. Miscellaneous	
10 SUBTOTAL (sum of lines 1-9)	
11. Contingencies	
12. SUBTOTAL (sum of lines 10-11)	
13. Less project (program) income	
14. TOTAL PROJECT COSTS (difference of line 12 minus 13)	

<p>The undersigned representative of the applicant certifies that the information contained herein and the attached statements, exhibits, and reports, are true, correct and complete to the best of my knowledge and belief.</p>	
Applicant Signature: _____	Date: _____
Pre-application Preparer Signature: _____	Date: _____

FACILITY PLAN OR ELECTRONIC PRELIMINARY ENGINEERING REPORT GUIDE
 FOR WASTEWATER OR DRINKING WATER FACILITIES
 GENERAL OUTLINE OF A FACILITY PLAN OR ELECTRONIC PRELIMINARY ENGINEERING REPORT

All projects applying to the WWAC for financing recommendations must submit a pre-application accompanied with four (4) hard copies and an electronic Preliminary Engineering Report (ePER) version. The ePER can be in Microsoft Word or a pdf format. The USDA-RD's web site hosts an ePER template that may be used to generate an ePER that can be printed off as an PDF. The USDA-RD ePER template is completely confidential unless permission is given to share it. See the link below:

ePER Web Location

<https://www.rd.usda.gov/programs-services/all-programs/water-environmental-programs/electronic-preliminary-engineering>

WWAC applicants considering Clean Water State Revolving (wastewater treatment works projects) should include in their engineering report a certification using the following language that the engineer on behalf of the applicant

(A) has studied and evaluated the cost and effectiveness of the processes, materials, techniques, and technologies for carrying out the proposed project or activity for which assistance is sought under this title; and

(B) has selected, to the maximum extent practicable, a project or activity that maximizes the potential for efficient water use, reuse, recapture, and conservation, and energy conservation, taking into account—

(i) the cost of constructing the project or activity;

(ii) the cost of operating and maintaining the project or activity over the life of the project or activity; and

(iii) the cost of replacing the project or activity;

All Preliminary Engineering Reports (PER) should include applicable details contained in the outline given below:

1) PROJECT PLANNING

- a) Location
- b) Environmental Resources Present
- c) Population Trends
- d) Community Engagement

2) EXISTING FACILITIES

- a) Location Map
- b) History
- c) Condition of Existing Facilities
- d) Financial Status of any Existing Facilities
- e) Water/Energy/Waste Audits

3) NEED FOR PROJECT

- a) Health, Sanitation, and Security
- b) Aging Infrastructure
- c) Reasonable Growth

4) ALTERNATIVES CONSIDERED

- a) Description
- b) Design Criteria
- c) Map
- d) Environmental Impacts
- e) Land Requirements
- f) Potential Construction Problems
- g) Sustainability Considerations
 - i) Water and Energy Efficiency

4) ALTERNATIVES CONSIDERED (cont.)

- ii) Green Infrastructure
- iii) Other
- h) Cost Estimates

5) SELECTION OF AN ALTERNATIVE

- a) Life Cycle Cost Analysis
- b) Non-Monetary Factors

6) PROPOSED PROJECT (RECOMMENDED ALTERNATIVE)

- a) Preliminary Project Design
- b) Project Schedule
- c) Permit Requirements
- d) Sustainability Considerations
 - i) Water and Energy Efficiency
 - ii) Green Infrastructure
 - iii) Other
- e) Total Project Cost Estimate (Engineer's Opinion of Probable Cost)
- f) Annual Operating Budget
 - i) Income
 - ii) Annual O&M Costs
 - iii) Debt Repayments
 - iv) Reserves

7) CONCLUSIONS AND RECOMMENDATIONS

DETAILED OUTLINE OF An electronic PRELIMINARY ENGINEERING REPORT

1) PROJECT PLANNING

Describe the area under consideration. Service may be provided by a combination of central, cluster, and/or centrally managed individual facilities. The description should include information on the following:

- a) Location. Provide scale maps and photographs of the project planning area and any existing service areas. Include legal and natural boundaries and a topographical map of the service area.
- b) Environmental Resources Present. Provide maps, photographs, and/or a narrative description of environmental resources present in the project planning area that affect design of the project. Environmental review information that has already been developed to meet requirements of NEPA or a state equivalent review process can be used here.
- c) Population Trends. Provide U.S. Census or other population data (including references) for the service area for at least the past two decades if available. Population projections for the project planning area and concentrated growth areas should be provided for the project design period. Base projections on historical records with justification from recognized sources.
- d) Community Engagement. Describe the utility's approach used (or proposed for use) to engage the community in the project planning process. The project planning process should help the community develop an understanding of the need for the project, the utility operational service levels required, funding and revenue strategies to meet these requirements, along with other considerations.

2) EXISTING FACILITIES

Describe each part (e.g. processing unit) of the existing facility and include the following information:

- a) Location Map. Provide a map and a schematic process layout of all existing facilities. Identify facilities that are no longer in use or abandoned. Include photographs of existing facilities.
- b) History. Indicate when major system components were constructed, renovated, expanded, or removed from service. Discuss any component failures and the cause for the failure. Provide a history of any applicable violations of regulatory requirements.
- c) Condition of Existing Facilities. Describe present condition; suitability for continued use; adequacy of current facilities; and their conveyance, treatment, storage, and disposal capabilities. Describe the existing capacity of each component. Describe and reference compliance with applicable federal, state, and local laws. Include a brief analysis of overall current energy consumption. Reference an asset management plan if applicable.

Financial Status of any Existing Facilities. (Note: Some agencies require the owner to submit the most recent audit or financial statement as part of the application package.) Provide information regarding current rate schedules, annual O&M cost (with a breakout of current energy costs), other capital improvement programs, and tabulation of users by monthly usage categories for the most recent typical fiscal year. Give status of existing debts and required reserve accounts.

- d) Water/Energy/Waste Audits. If applicable to the project, discuss any water, energy, and/or waste audits which have been conducted and the main outcomes.

3) NEED FOR PROJECT

Describe the needs in the following order of priority:

- a) Health, Sanitation, and Security. Describe concerns and include relevant regulations and correspondence from/to federal and state regulatory agencies. Include copies of such correspondence as an attachment to the Report.
- b) Aging Infrastructure. Describe the concerns and indicate those with the greatest impact. Describe water loss, inflow and infiltration, treatment or storage needs, management adequacy, inefficient designs, and other problems. Describe any safety concerns.

- c) Reasonable Growth. Describe the reasonable growth capacity that is necessary to meet needs during the planning period. Facilities proposed to be constructed to meet future growth needs should generally be supported by additional revenues. Consideration should be given to designing for phased capacity increases. Provide number of new customers committed to this project.

4) ALTERNATIVES CONSIDERED

This section should contain a description of the alternatives that were considered in planning a solution to meet the identified needs. Documentation of alternatives considered is often a Report weakness. Alternative approaches to ownership and management, system design (including resource efficient or green alternatives), and sharing of services, including various forms of partnerships, should be considered. In addition, the following alternatives should be considered, if practicable: building new centralized facilities, optimizing the current facilities (no construction), developing centrally managed decentralized systems, including small cluster or individual systems, and developing an optimum combination of centralized and decentralized systems. Alternatives should be consistent with those considered in the NEPA, or state equivalent, environmental review. Technically infeasible alternatives that were considered should be mentioned briefly along with an explanation of why they are infeasible, but do not require full analysis. For each technically feasible alternative, the description should include the following information:

- a) Description. Describe the facilities associated with every technically feasible alternative. Describe source, conveyance, treatment, storage and distribution facilities for each alternative. Basic hydraulic calculations shall be listed in tabular form. A feasible system may include a combination of centralized and decentralized (on-site or cluster) facilities.
- b) Design Criteria. State the design parameters used for evaluation purposes. These parameters should comply with federal, state, and agency design policies and regulatory requirements.
- c) Map. Provide a schematic layout map to scale and a process diagram if applicable. If applicable, include future expansion of the facility.
- d) Environmental Impacts. Provide information about how the specific alternative may impact the environment. Describe only those unique direct and indirect impacts on floodplains, wetlands, other important land resources, endangered species, historical and archaeological properties, etc., as they relate to each specific alternative evaluated. Include generation and management of residuals and wastes.
- e) Land Requirements. Identify sites and easements required. Further specify whether these properties are currently owned, to be acquired, leased, or have access agreements.
- f) Potential Construction Problems. Discuss concerns such as subsurface rock, high water table, limited access, existing resource or site impairment, or other conditions which may affect cost of construction or operation of facility.
- g) Sustainability Considerations. Sustainable utility management practices include environmental, social, and economic benefits that aid in creating a resilient utility.
- i) Water and Energy Efficiency. Discuss water reuse, water efficiency, water conservation, energy efficient design (i.e. reduction in electrical demand), and/or renewable generation of energy, and/or minimization of carbon footprint, if applicable to the alternative. Alternatively, discuss the water and energy usage for this option as compared to other alternatives.
- ii) Green Infrastructure. Discuss aspects of project that preserve or mimic natural processes to manage stormwater, if applicable to the alternative. Address management of runoff volume and peak flows through infiltration, evapotranspiration, and/or harvest and use, if applicable.
- iii) Other. Discuss any other aspects of sustainability (such as resiliency or operational simplicity) that are incorporated into the alternative, if applicable.
- h) Cost Estimates. Provide cost estimates for each alternative, including a breakdown of the following costs associated with the project: construction, non- construction and annual O&M costs. A construction contingency should be included as a non-construction cost. Cost estimates should be included with the descriptions of each technically feasible alternative. O&M costs should include a rough breakdown by O&M category (see example

below) and not just a value for each alternative. Information from other sources, such as the recipient’s accountant or other known technical service providers, can be incorporated to assist in the development of this section. The cost derived will be used in the life cycle cost analysis described in Section 5 a.

Example O&M Cost Estimate	
Personnel (i.e. Salary, Benefits, Payroll Tax, Insurance, Training)	
Administrative Costs (e.g. office supplies, printing, etc.)	
Water Purchase or Waste Treatment Costs	
Insurance	
Energy Cost (Fuel and/or Electrical)	
Process Chemical	
Monitoring & Testing	
Short Lived Asset Maintenance/Replacement*	
Professional Services	
Residuals Disposal	
Miscellaneous	
Total	

* See Table A for example list

5) SELECTION OF AN ALTERNATIVE

Selection of an alternative is the process by which data from the previous section, “Alternatives Considered” is analyzed in a systematic manner to identify a recommended alternative. The analysis should include consideration of both life cycle costs and non- monetary factors such as reliability, ease of use, and appropriate wastewater or water treatment technology for the community’s management capability shall be conducted. (I.e. triple bottom line analysis: financial, social, and environmental). If water reuse or conservation, energy efficient design, and/or renewable generation of energy components are included in the proposal provide an explanation of their cost effectiveness in this section.

- a) Life Cycle Cost Analysis. A life cycle present worth cost analysis (an engineering economics technique to evaluate present and future costs for comparison of alternatives) should be completed to compare the technically feasible alternatives. Do not leave out alternatives because of anticipated costs; let the life cycle cost analysis show whether an alternative may have an acceptable cost. This analysis should meet the following requirements and should be repeated for each technically feasible alternative. Several analyses may be required if the project has different aspects, such as one analysis for different types of collection systems and another for different types of treatment.
 - i) The analysis should convert all costs to present day dollars;
 - ii) The planning period to be used is recommended to be 20 years, but may be any period determined reasonable by the engineer and concurred on by the state or federal agency;
 - iii) The discount rate to be used should be the “real” discount rate taken from Appendix C of OMB circular A-94 and found at (www.whitehouse.gov/omb/circulars/a094/a94_appx- c.html);
 - iv) The total capital cost (construction plus non-construction costs) should be included;
 - v) Annual O&M costs should be converted to present day dollars using a uniform series present worth (USPW) calculation;
 - vi) The salvage value [or remaining depreciation] of the constructed project should be estimated using the anticipated life expectancy of the constructed items using straight line depreciation calculated at the end of the planning period and converted to present day dollars, i.e. remaining depreciation;
 - vii) The present worth of the salvage value [or remaining depreciation] should be subtracted from the present worth costs;

viii) The net present value (NPV) is then calculated for each technically feasible alternative as the sum of the capital cost (C) plus the present worth of the uniform series of annual O&M (USPW (O&M)) costs minus the single payment present worth of the salvage value [or remaining depreciation] (SPPW(S)):

$$NPV = C + USPW (O\&M) - SPPW (S)$$

- ix) A table showing the capital cost, annual O&M cost, salvage value [or remaining depreciation], present worth of each of these values, and the NPV should be developed for state or federal agency review. All factors (major and minor components), discount rates, and planning periods used should be shown within the table;
- x) Short lived asset costs (See Table A for examples) should also be included in the life cycle cost analysis if determined appropriate by the consulting engineer or agency. Life cycles of short lived assets should be tailored to the facilities being constructed and be based on generally accepted design life. Different features in the system may have varied life cycles.
- b) Non-Monetary Factors. Non-monetary factors, including social and environmental aspects (E.g. sustainability considerations, operator training requirements, permit issues, community objections, reduction of greenhouse gas emissions, wetland relocation) should also be considered in determining which alternative is recommended and may be factored into the calculations.
- c) Wastewater Projects. If population is decreasing, the engineer preparing the PER/FP should contact NDEQ for options that can be applied to the project. For these towns, an option must be included as an alternative in the PER/FP.

6) PROPOSED PROJECT (RECOMMENDED ALTERNATIVE)

The engineer should include a recommendation for which alternative(s) should be implemented. This section should contain a fully developed description of the proposed project based on the preliminary description under the evaluation of alternatives. Include a schematic for any treatment processes, a layout of the system, and a location map of the proposed facilities. At least the following information should be included as applicable to the specific project:

a) Preliminary Project Design.

i) Drinking Water:

Water Supply. Include requirements for quality and quantity. Describe recommended source, including site and allocation allowed. Details should be provided for determining average daily demand (residential, commercial, leakage, & public use defined). The community's annual average gallons per capita per day (3 years data preferred) may be used if the user rates are based on metered usage OR the use of other published engineering design guidelines may be submitted for consideration in designing the proposed project. Peak period demands for daily and hourly should reflect the same conditions as described above.

Treatment. Describe process in detail (including whether adding, replacing, or rehabilitating a process) and identify location of plant and site of any process discharges. Identify capacity of treatment plant (i.e. Maximum Daily Demand).

Identify any wastewater generation and treatment method. If discharged to sanitary sewer, evaluate collection system and wastewater treatment capability.

Storage. Identify size, type and location. Storage facilities should be sized using the Recommended Standards for Water Works guidelines (except for fire flows as stated above) OR the use of other published engineering design guidelines may be submitted for consideration in designing the proposed project.

Pumping Stations. Identify size, type, location and any special power requirements. For rehabilitation projects, include description of components upgraded.

Distribution Layout. Identify general location of new pipe, replacement, or rehabilitation: lengths, sizes and key components.

CDBG. Monies are to be expended for human consumption and/or for health related issues. Upsizing wells, storage, and distribution to mainly meet fire flows or primarily serve residential & industrial future growth or

agricultural irrigation & livestock purposes will not be considered as eligible under the program rules and those uses must be separated from the project and funded through other lenders.

Development of a new well field site. The following information will need to be provided: 1) Site approval by the Department of Health & Human Services Division of Public Health. 2) Data which supports the development of the well in this area such as geological surveys, water quality and production data (gallons per minute, specific capacity, etc.) on wells in adjoining areas, data from the Department of Natural Resources or Natural Resource District, or water quality and production results from a test hole(s) drilled on site.

ii) Wastewater/Reuse:

Collection System/Reclaimed Water System Layout. Identify general location of new pipe, replacement or rehabilitation: lengths, sizes, and key components. Flows in excess of 120 gpcd indicating groundwater infiltration or 275 gpcd during a storm event should require the completion of a Sanitary Sewer Evaluation Survey. This further study should analyze which is more cost effective; to transport and treat the excess I&I, or if sewer rehabilitation would be cost effective in removing the excess I&I. Winter quarter potable water usage should be analyzed and compared to the wastewater flow data to check if exfiltration is occurring in the collection system. Unsewered areas within the planning jurisdiction should be identified. A cost-effectiveness analysis should be conducted on eliminating existing septic tank systems with sewer extensions.

Pumping Stations. Identify size, type, site location, and any special power requirements. For rehabilitation projects, include description of components upgraded.

Storage. Identify size, type, location and frequency of operation.

Treatment. Describe process in detail (including whether adding, replacing, or rehabilitating a process) and identify location of any treatment units and site of any discharges (end use for reclaimed water). Identify capacity of treatment plant (i.e. Average Daily Flow). Details should be provided for determining the average daily, peak hour and maximum daily wastewater flows to the POTW. Actual flow monitoring data should be gathered over a sufficient period to capture a wet weather event to analyze for infiltration and inflow from the sewer system. If commercial or industrial contributions are received by the POTW then flow proportioned composite sampling should be conducted measuring the daily pounds of Ammonia, CBOD, and TSS and their peak monthly values.

Receiving stream. Information along with the current or proposed NPDES discharge permit limitations determined and disinfection and any industrial pretreatment considerations analyzed.

Evaluation of the treatment alternatives should include conventional as well as any alternative or innovative technology including regionalization and sludge disposal alternatives for the 20 year design average and peak wastewater flows. Design criteria shall follow the current design standards as required by NDEQ. A cost effectiveness monetary analysis will be required on the principal alternatives as outlined in paragraph C above, along with an engineering evaluation of the following factors: a) reliability, b) energy use, c) revenue generating alternatives, d) process complexity, e) O&M considerations, and f) environmental impacts.

SRF. Monies are directed for municipally owned wastewater facility needs. Projects of a speculative nature or primarily for industrial capacity are not normally funded.

iii) Solid Waste:

Collection. Describe process in detail and identify quantities of material (in both volume and weight), length of transport, location and type of transfer facilities, and any special handling requirements.

Storage. If any, describe capacity, type, and site location.

Processing. If any, describe capacity, type, and site location.

Disposal. Describe process in detail and identify permit requirements, quantities of material, recycling processes, location of plant, and site of any process discharges.

iv) Stormwater:

Collection System Layout. Identify general location of new pipe, replacement or rehabilitation: lengths, sizes, and key components.

Pumping Stations. Identify size, type, location, and any special power requirements.

Treatment. Describe treatment process in detail. Identify location of treatment facilities and process discharges. Capacity of treatment process should also be addressed.

Storage. Identify size, type, location and frequency of operation.

Disposal. Describe type of disposal facilities and location.

Green Infrastructure. Provide the following information for green infrastructure alternatives:

- (1) Control Measures Selected: Identify types of control measures selected (e.g., vegetated areas, planter boxes, permeable pavement, rainwater cisterns).
 - (2) Layout: Identify placement of green infrastructure control measures, flow paths, and drainage area for each control measure.
 - (3) Sizing: Identify surface area and water storage volume for each green infrastructure control measure. Where applicable, soil infiltration rate, evapotranspiration rate, and use rate (for rainwater harvesting) should also be addressed.
 - (4) Overflow: Describe overflow structures and locations for conveyance of larger precipitation events.
- b) Project Schedule. Identify proposed dates for submittal and anticipated approval of all required documents, land and easement acquisition, permit applications, advertisement for bids, loan closing, contract award, initiation of construction, substantial completion, final completion, and initiation of operation.
 - c) Permit Requirements. Identify any construction, discharge and capacity permits that will/may be required as a result of the project.
 - d) Sustainability Considerations (if applicable).
 - i) Water and Energy Efficiency. Describe aspects of the proposed project addressing water reuse, water efficiency, and water conservation, energy efficient design, and/or renewable generation of energy, if incorporated into the selected alternative.
 - ii) Green Infrastructure. Describe aspects of project that preserve or mimic natural processes to manage stormwater, if applicable to the selected alternative. Address management of runoff volume and peak flows through infiltration, evapotranspiration, and/or harvest and use, if applicable.
 - iii) Other. Describe other aspects of sustainability (such as resiliency or operational simplicity) that are incorporated into the selected alternative, if incorporated into the selected alternative.
 - e) Total Project Cost Estimate (Engineer's Opinion of Probable Cost). Provide an itemized estimate of the project cost based on the stated period of construction. Include construction, land and right-of-ways, legal, engineering, construction program management, funds administration, interest, equipment, construction contingency, refinancing, and other costs associated with the proposed project. The construction subtotal should be separated out from the non-construction costs. The non-construction subtotal should be included and added to the construction subtotal to establish the total project cost. An appropriate construction contingency should be added as part of the non- construction subtotal. For projects containing both water and waste disposal systems, provide a separate cost estimate for each system as well as a grand total. If applicable, the cost estimate should be itemized to reflect cost sharing including apportionment between funding sources. The engineer may rely on the owner for estimates of cost for items other than construction, equipment, and engineering.
 - f) Annual Operating Budget. Provide itemized annual operating budget information. The owner has primary responsibility for the annual operating budget; however, there are other parties that may provide technical assistance. Provide a copy of the previous 3 years financial history on the operations of the water or sewer fund

(whichever is applicable). Provide an amortization schedule on the existing indebtedness held on the system. This information will be used to evaluate the financial capacity of the system. The engineer will incorporate information from the owner's accountant and other known technical service providers.

- i) Income. Provide information about all sources of income for the system including a proposed rate schedule. Project income realistically for existing and proposed new users separately, based on existing user billings, water treatment contracts, and other sources of income. In the absence of historic data or other reliable information, for budget purposes, base water use on 100 gallons per capita per day. The value of 100 GPCD shown in Section 6 is a general value and may not be appropriate for many rural systems financed with WWD funds, so in the absence of reliable data, a value of 5000 gallons per EDU per month (approximately 67 GPCD or 167 GPD per EDU) should be used. Water use per residential connection may then be calculated based on the most recent U.S. Census, American Community Survey, or other data for the state or county of the average household size. When large agricultural or commercial users are projected, the Report should identify those users and include facts to substantiate such projections and evaluate the impact of such users on the economic viability of the project.
- ii) Annual O&M Costs. Provide an itemized list by expense category and project costs realistically. Provide projected costs for operating the system as improved. In the absence of other reliable data, base on actual costs of other facilities of similar size and complexity. Include facts in the Report to substantiate O&M cost estimates. Include personnel costs, administrative costs, water purchase or treatment costs, accounting and auditing fees, legal fees, interest, utilities, energy costs, insurance, annual repairs and maintenance, monitoring and testing, supplies, chemicals, residuals disposal, office supplies, printing, professional services, and miscellaneous as applicable. Any income from renewable energy generation which is sold back to the electric utility should also be included, if applicable. If applicable, note the operator grade needed.
- iii) Debt Repayments. Describe existing and proposed financing with the estimated amount of annual debt repayments from all sources. All estimates of funding should be based on loans, not grants. All annual debt repayments should take into consideration reasonable population trends over the life of the loan.
- iv) Reserves. Describe the existing and proposed loan obligation reserve requirements for the following:

Debt Service Reserve – For specific debt service reserve requirements consult with individual funding sources. If General Obligation bonds are proposed to be used as loan security, this section may be omitted, but this should be clearly stated if it is the case.

Short-Lived Asset Reserve – A table of short lived assets should be included for the system (See Table A for examples). The table should include the asset, the expected year of replacement, and the anticipated cost of each. Prepare a recommended annual reserve deposit to fund replacement of short-lived assets, such as pumps, paint, and small equipment. Short-lived assets include those items not covered under O&M; however, this does not include facilities such as a water tank or treatment facility replacement that are usually funded with long-term capital financing.

- g) Land. Provide evidence of land rights being procured such as easements, purchase options or other evidence for well sites or lagoon sites. When land application sites are part of the project they shall be purchased or leased. The lease or easement executed as an interest in real property, filled and indexed as such in the appropriate office of the registrar of deeds. The lease or easement shall be for the life of the loan.

7) CONCLUSIONS AND RECOMMENDATIONS

Provide any additional findings and recommendations that should be considered in development of the project. This may include recommendations for special studies, highlighting of the need for special coordination, a recommended plan of action to expedite project development, and any other necessary considerations.

A timetable with the following milestones shall be included:

- a) Securing land rights.
- b) Completion of test hole drilling and testing.
- c) Completion of environmental review process.
- d) Submission of loan/grant application(s) to appropriate agency (ies).

- e) Completion of final plans and specification.
- f) Start and completion of construction.

Table A: Example List of Short-Lived Asset Infrastructure

Estimated Repair, Rehab, Replacement Expenses by Item within up to 20 Years from Installation)	
Drinking Water Utilities	Wastewater Utilities
<u>Treatment Related</u> Chemical feed pumps Valve Actuators Field & Process Instrumentation Equipment Granular filter media Air compressors & control units Pumps, Pump Motors & Pump Controls Water Level Sensors & Pressure Transducers Sludge Collection & Dewatering & UV Lamps Membranes Chemical Leak Detection Equipment Flow Meters	<u>Treatment Related</u> Pump, Pump Controls Pump Motors Chemical feed pumps Membrane Filters/Fibers Field & Process Instrumentation Equipment UV lamps Centrifuges Aeration blowers, Aeration diffusers and nozzles Trickling filters, RBCs, etc. Belt presses & driers Sludge Collecting and Dewatering Equipment Level Sensors & Pressure Transducers Chemical Leak Detection Equipment Flow meters
<u>Source Related</u> Pumps	
<u>Distribution System Related</u> Storage reservoir painting/patching	<u>Collection System Related</u> Pumps
<u>Systemwide Related</u> Service Trucks (in some cases) Computer	<u>Systemwide Related</u> Service Trucks (in some cases) Computer

ABBREVIATIONS

CDBG – Community Development Block Grant CFR – Code of Federal Regulations
EDU – Equivalent Dwelling Unit
EPA – Environmental Protection Agency GAO – Government Accountability Office GPCD – Gallons per Capita per Day
HUD – Department of Housing and Urban Development NEPA – National Environmental Policy Act
NPV – Net Present Value
O&M – Operations and Maintenance
OMB – Office of Management and Budget PER – Preliminary Engineering Report
RD – Rural Development
RUS – Rural Utilities Service
SPPW – Single Payment Present Worth SRF – State Revolving Fund
USDA – United States Department of Agriculture USPW – Uniform Series Present Worth
WEP – Water and Environmental Programs
WWD – Water and Waste Disposal

APPENDIX H

CWSRF and DWSRF FORGIVENESS ALLOCATION DETERMINATION PROCEDURES

Along with authority granted to the Department by Nebraska Revised State Statute 81-15,151.03, the following procedures will be incorporated into the Department's CWSRF Linked Deposit Program policies.

001 Eligible financial institutions. To become an eligible financial institution to participate in the Linked Deposit Program, financial institutions and the Director must sign a Linked Deposit Lender Agreement.

002 Linked Deposit Lender Agreement will include, but not be limited to, the following:

002.01 Conditions to ensure compliance with all federal, state, and local requirements.

002.02 Specific conditions, terms, and limits for eligible financial institutions and Linked Deposit Loan Contracts, as determined by the Department.

002.03 Interest rate applied to linked deposit account. The Department may apply an annual interest rate to funds deposited into the linked deposit account.

002.04 The procedure for eligible financial institutions to obtain Department approval of project eligibility for the Linked Deposit Program.

003 Eligible financial institutions' responsibilities shall include, but not be limited to:

003.01 Evaluating linked deposit loan borrowers' financial capability. Eligible financial institutions will have the authority to approve or deny a linked deposit borrower's loan application.

003.02 Establishing a Linked Deposit Loan Contract with the linked deposit borrower.

003.03 Collecting repayment from linked deposit borrowers and any additional terms and conditions set in the Linked Deposit Loan Contract.

003.04 Confirming availability of linked deposit funds as described in the Linked Deposit Lender Agreement.

003.05 Submitting to the Department required documentation in accordance with the Linked Deposit Lender Agreement.

003.06 All other responsibilities as stated in the Linked Deposit Lender Agreement.

004 Linked Deposit Loan Contracts must include the following:

004.01 The interest rate for the linked deposit loan will be fixed and must be at an interest rate lower than the eligible financial institution's interest rate for a similar project.

004.02 The length of term for the linked deposit loan.

004.03 Conditions allowing the Department, and any authorized representative of the Department, access to the project at all reasonable times for such purposes as inspection, monitoring, and oversight of building, operation, rehabilitation, and replacement activities.

004.04 Conditions as are necessary to ensure compliance with all federal, state, and local requirements.

004.05 Conditions stating linked deposit borrowers shall be responsible for and will provide regular system maintenance and monitoring of the project for the life of the loan.

004.06 Other conditions as determined by the Linked Deposit Lender Agreement.

005 Linked deposit funds will be deposited into a linked deposit account with an eligible financial institution only after the following requirements have been met:

005.01 The Department has approved the initial project eligibility.

005.02 The project is in compliance with all federal, state, and local requirements.

005.03 The eligible financial institution has submitted all required documentation in accordance with the Linked Deposit Lender Agreement to the Department.

006 The Department will withdraw funds from the linked deposit account in accordance with the terms set in the Linked Deposit Lender Agreement.

007 Full repayment of a loan by linked deposit borrower. If a linked deposit loan is fully repaid, the eligible financial institution will notify the Department within thirty days from when the loan was fully repaid. The Department may withdraw the remaining linked deposit balance, including any interest which is due and payable, within sixty days from when the linked deposit loan was fully repaid.

008 Loss of property control by borrower. In the event that the linked deposit borrower no longer has legal control over the land for the nonpoint source control system project or activity during the term period specified in the Linked Deposit Loan Contract, the eligible financial institution will notify the Department within thirty days from the eligible financial institution's discovery of the loss of property control. The Department may withdraw the remaining linked deposit balance, including any interest which is due and payable, within sixty days from the eligible financial institution's discovery of the loss of property control.

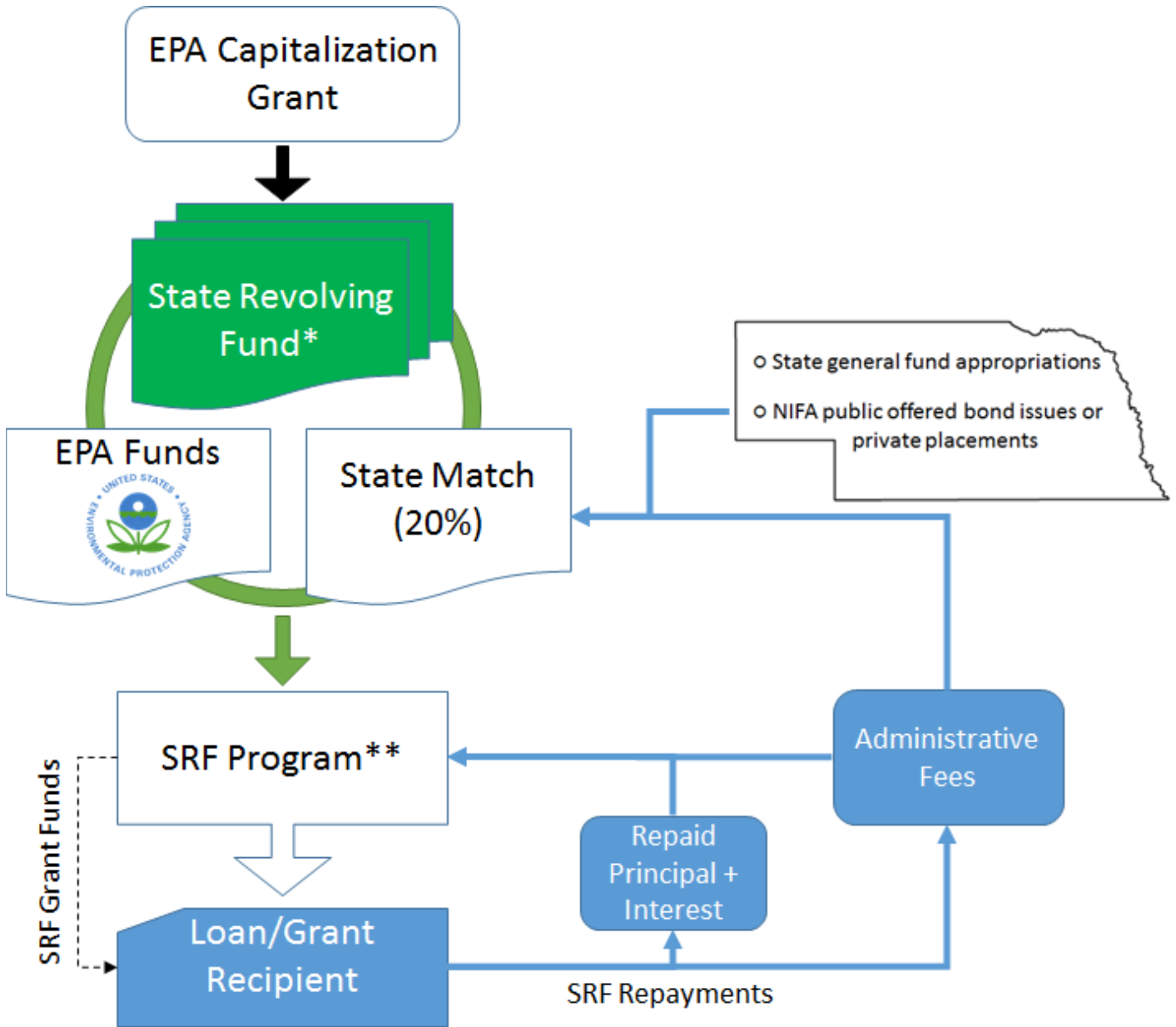
009 Noncompliance. For substantial non-compliance with terms and conditions of the Linked Deposit Lender Agreement, Linked Deposit Loan Contract, or the Linked Deposit Program by the eligible financial institution or linked deposit borrower, the Department may withdraw the remaining linked deposit balance, including any interest which is due and payable, within thirty days from the Department's notice of noncompliance.

009.01 Before any action is taken under 009 of this chapter, the Department may give thirty days written notice of the Department's intent to the eligible financial institution. The eligible financial institution shall have such time as indicated in the written notice to comply. If compliance is achieved, the eligible financial institution or the borrower shall revert to good standing.

010 Linked deposit borrower default. If a linked deposit borrower defaults on a linked deposit loan, the eligible financial institution will be responsible for the Linked Deposit Lender Agreement and all agreed upon scheduled withdrawals and interest as specified in the Linked Deposit Lender Agreement.

011 Selling of linked deposit loans. The eligible financial institution must not sell the linked deposit loan to another financial institution or entity without the approval of the Department.

SRF Cash Flow Model



* This occurs annually for both the Clean Water SRF (CWSRF) and for the Drinking Water SRF (DWSRF).
 ** In Nebraska, there are two SRF programs (CWSRF and DWSRF). The CWSRF is managed by the NDEQ and the DWSRF is managed by the NDHHS-DPH. However, both share the same process for loans & repayments.